


**2026**

ANNUAL REPORT





KEWAUNEE®

Founded in 1906, Kewaunee Scientific Corporation is a recognized global leader in the design, manufacture, and installation of laboratory, healthcare, and technical furniture products. The Company's portfolio includes laboratory casework, fume hoods, adaptable modular systems, healthcare storage solutions, epoxy resin work surfaces and sinks, biological safety cabinets, and other critical containment and lab furniture solutions.

The Company's corporate headquarters are located in Statesville, North Carolina. Sales offices are located in the United States, India, Saudi Arabia, Spain, and Singapore. Three manufacturing facilities are located in Statesville, serving the domestic and international markets, and one manufacturing facility is located in Bangalore, India, serving the local, Asian, and African markets. The Company also operates manufacturing facilities in Plymouth and Long Lake, Minnesota, and maintains warehouse partnerships in the Netherlands and OEM partnerships in China through its acquisition of NuAire, Inc., supporting customers around the world.

Learn more at [kewaunee.com](http://kewaunee.com).

# Kewaunee Annual Report

---

Dear Kewaunee Shareholder,

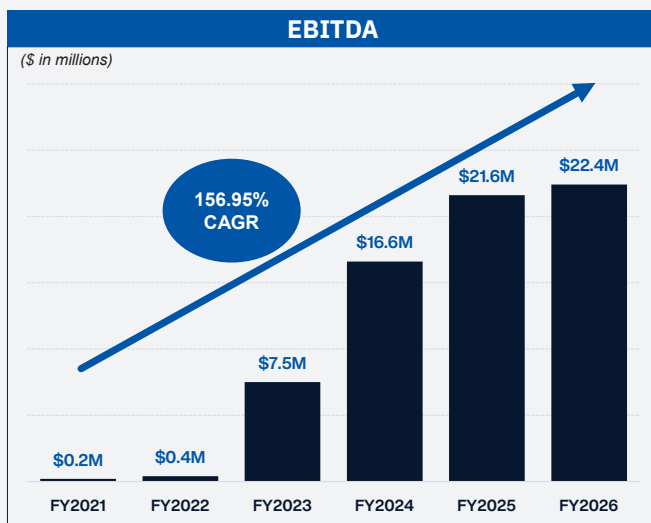
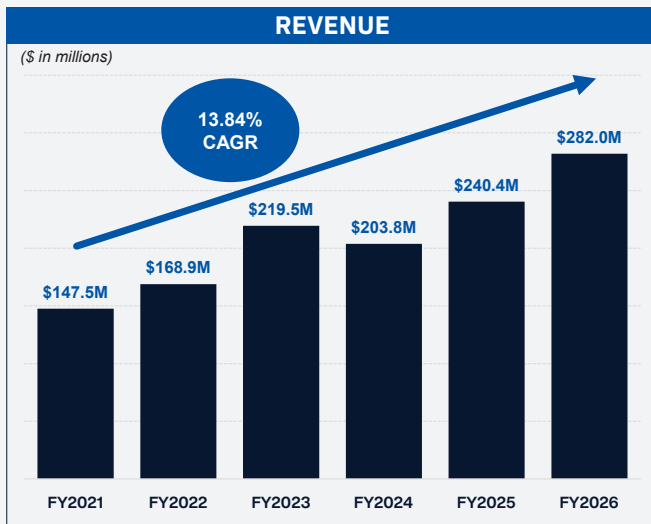
Fiscal year 2026 was a year defined by execution. Across the full Kewaunee organization, our team demonstrated an unwavering commitment to operating with excellence, driving efficiencies, serving our customers, and advancing the strategic priorities that will support our next phase of growth. These efforts enabled the Company to deliver record revenue of \$282 million, a 17% increase year over year, and strong EBITDA of \$22.4 million, while continuing to invest in the capabilities, infrastructure, and talent needed to build a larger and stronger enterprise.

These accomplishments are particularly meaningful when viewed through the environment in which they were achieved. Throughout the year, we navigated volatility in project delivery timelines, uncertainty created by a fluid geopolitical and economic landscape, and changing conditions across several of the markets we serve. Despite these challenges, our team remained focused on executing for our customers and continuously improving the way we operate. Ultimately, this was a year marked by resilient performance and meaningful progress against the strategic initiatives that are positioning Kewaunee for long-term success.

For a detailed overview of our financial performance for fiscal year 2026, I encourage you to review our quarterly press releases and our Annual Report on Form 10-K, which can be found on our website.

Today, I'd like to use this opportunity to share a broader view of the progress we made this year and the priorities that will continue to shape Kewaunee's future. I will begin with the launch of Kewaunee's Lab Products Group, a milestone that brings together the complementary strengths of Kewaunee and NuAire to create a broader offering for our customers. From there, I will discuss the continued development of our corporate platform, including the tools and capabilities needed to support future growth, followed by our ongoing investment in global commercial expansion. I will also share perspective on our disciplined approach to capital allocation and the progress we made strengthening our financial foundation. Together, these priorities position Kewaunee to create durable long-term value for our shareholders.





Fiscal 2026 demonstrated the continued momentum of Kewaunee’s growth strategy, with record revenue, expanding profitability, and a stronger balance sheet.

As illustrated in the accompanying charts, revenue reached \$282.0 million, extending the Company’s multiyear growth trajectory and representing nearly a 14% CAGR since FY2021. At the same time, EBITDA increased to \$22.4 million, reflecting continued operational improvements and strong earnings leverage, with EBITDA growing at nearly a 157% CAGR over the same period. This level of profitability was achieved while continuing to invest significantly in the Company’s corporate platform, operational capabilities, and talent to support future growth and scalability.

Kewaunee also continued to strengthen its financial position during the year, reducing long-term debt by approximately \$20 million and completing repayment of the Seller Notes related to the NuAire acquisition. As a result, the Company’s debt-to-equity ratio improved to 0.61x, compared with 0.99x in the prior year, further positioning the Company for future growth.



# Introducing the Lab Products Group



This past year marked an important step forward for Kewaunee as we formally introduced the Lab Products Group (LPG). This structure brings together the strengths of Kewaunee Scientific, NuAire, and EVERHUTCH, along with our global commercial presence, into one aligned platform designed to better serve our customers and drive long-term value.

At the center of this evolution is Kewaunee Scientific, our legacy business in Statesville and the foundation on which LPG is built. With more than a century of leadership in laboratory casework and infrastructure, Kewaunee Scientific continues to be a key driver within LPG. Now operating alongside NuAire and EVERHUTCH, its capabilities and customer relationships are strengthened through integration with NuAire's leadership in containment and airflow solutions and EVERHUTCH's growing presence in healthcare storage, enabling us to deliver more complete laboratory and healthcare environments.



By aligning our businesses in this way, we are simplifying how environments are designed, built, and delivered. Our combined portfolio spans casework, table systems, ventilated products, containment, healthcare storage, and custom solutions, supported by a unified approach to design, manufacturing, and execution. This integration enhances the customer experience while improving efficiency and consistency across projects.

Importantly, this structure strengthens our ability to grow. With an expanded portfolio and unified market presence, LPG positions us to capture a greater share of each project and deepen relationships across the full lifecycle. We will continue to invest in innovation across our core product lines while pursuing strategic acquisitions that complement our capabilities and support our long-term growth strategy.



Kewaunee Headquarters & US Manufacturing  
**Statesville, North Carolina**



NuAire Headquarters & Manufacturing  
**Plymouth, Minnesota**



This evolution also brings greater clarity and focus to our organization, enabling each part of the business to operate with purpose while benefiting from stronger alignment across the Company. The result is a more scalable and resilient platform for sustained growth.

Bringing our businesses together under LPG reflects how we are evolving to meet the needs of a changing market. It builds on our legacy, strengthens our competitive position, and enhances our ability to create long-term value for our customers, partners, and shareholders.

## **Building a Scalable Corporate Platform**

As Kewaunee evolves into a larger and more diversified enterprise, we are continuing to strengthen the corporate platform needed to support that growth. During fiscal year 2026, our corporate team focused on building the infrastructure, talent, and governance capabilities that allow the business to scale with greater efficiency and discipline.

This work included advancing enterprise-wide SOX 404(b) readiness, implementing a corporate consolidation platform, expanding corporate accounting capabilities, and evaluating future finance needs, including Finance IT and internal tax expertise. We also continued building the corporate team and planning resources to support growth in key functions.

As our operating footprint continues to expand, we reviewed our legal structure and prepared to open a new entity in Spain to support the growth of the Lab Products Group in Europe. We also strengthened governance through updated bylaw reviews, a more robust expenditure policy, and expanded compliance training.

Together, these initiatives are helping create a more scalable corporate platform to support organic growth, strategic acquisitions, and increasing public company requirements.

# Expanding Globally

---

As we continue to evolve as an enterprise, we are integrating our capabilities with our broader team strengths to build on our position in international markets.

The formation of Kewaunee's Lab Products Group, combined with NuAire's global reach and partner network, has created new opportunities to expand our presence and serve a broader range of customers. To support this next phase, we were pleased to welcome Jorge Santos as Vice President of International Sales – LPG and Lucia Lema as Director of Operations – LPG.

Jorge brings more than two decades of experience leading global sales organizations and developing high-performing dealer networks across Europe, Latin America, the Middle East, and Asia. His leadership strengthens our ability to expand the reach of the LPG portfolio, while building deeper, more strategic partnerships with our dealers around the world. Lucia's focus enables this effort by helping ensure our operations are aligned to deliver consistent, reliable support as we grow across regions.

Together, these additions reflect a clear focus on where we are headed. We are taking a more intentional approach to expanding into new and emerging markets, working alongside our dealer partners to bring the full strength of our LPG to customers across a broader global footprint.

With a stronger commercial foundation and an expanding global network of partners, Kewaunee's LPG is well positioned to deepen relationships, extend our reach, and capture new opportunities in the markets ahead.



**Jorge Santos**  
Vice President of International Sales  
Lab Products Group




**Lucia Lema**  
Director of Operations  
Lab Products Group



# Disciplined Capital Allocation

---



At Kewaunee, our capital allocation framework is designed to support durable growth, maintain financial resiliency, and create long-term value for our shareholders. Over the past year, we strengthened that foundation by fully repaying the Seller Notes associated with the NuAire acquisition, an important step that reflects the cash-generating strength of our business and the discipline with which we manage the enterprise.

As we look ahead, we will continue to allocate capital across the business with a focus on the highest-return opportunities. This includes reinvesting in our manufacturing footprint to improve efficiency, reliability, and capacity, while also strengthening the corporate platform needed to support a more diversified organization. As Kewaunee grows across multiple business units, we are focused on building the systems and leadership capabilities that allow each part of the business to operate effectively while benefiting from the scale and oversight of the broader enterprise.

Strategic acquisitions remain an important part of our long-term growth strategy. We continue to see meaningful opportunity in a fragmented industry, and we will pursue transactions that complement our existing businesses, expand our capabilities, strengthen our product portfolio, and extend our reach in attractive markets.

We also remain committed to evaluating opportunistic share repurchases as part of a balanced capital allocation strategy.

Our approach remains grounded in discipline, with a focus on investing where we see strong long-term returns, preserving a solid financial foundation, and positioning Kewaunee to continue building enduring shareholder value.

# Positioned for the Future

---


In closing, fiscal year 2026 was a year of meaningful execution and progress for Kewaunee. We strengthened our financial position, continued to invest in the business, advanced our disciplined capital allocation strategy, and took important steps to build a larger, more capable enterprise. The launch of the Lab Products Group represents an important milestone in that evolution, bringing together the strengths of Kewaunee Scientific, NuAire, EVERHUTCH, and our global commercial organization into a more complete platform for serving our customers and creating long-term value.

While we recognize that uncertainty remains across the markets we serve, we enter fiscal year 2027 with confidence in the path ahead and a focus on our strategic objectives. We remain committed to being easy to do business with, staying close to our customers, doing everything with the highest quality, and leading through innovation. I strongly believe that these principles, combined with our expanded product portfolio and global partner network, strong backlog, and continued focus on operational execution, will position the Company well for the opportunities in front of us.

I would like to express my sincere gratitude to Kewaunee's global Associates for their dedication and relentless pursuit of moving the Company forward. Our progress is the result of their hard work and their continued focus on serving our customers with excellence. I also want to thank our customers, dealers, distribution partners, and suppliers for their continued trust and support. Finally, I am grateful to our shareholders for their confidence in Kewaunee and to our Board of Directors for their guidance and counsel.

Kewaunee has undergone a significant transformation in recent years, and I believe we have only begun to see the momentum we can create. I am excited about our path forward as we continue to operate with discipline, invest where we see strong long-term returns, support our customers with high-quality products and solutions, provide rewarding opportunities for our Associates, and build enduring value for our shareholders.

Sincerely,



**Thomas D. Hull III**  
President & Chief Executive Officer  
Kewaunee Scientific Corporation





# Strong Teams & Smart Tools

## Culture: 10 Years of Kewaunee Well Living

At Kewaunee, our culture is defined by a deep commitment to our people. Over the past decade, that commitment has come to life through our Well Living program. Beginning in 2016 with a bold vision to rethink traditional healthcare, this initiative has grown into a cornerstone of our organization, shaping how we support our Associates, strengthen our culture, and drive meaningful outcomes.

By moving from a fully insured model to a self-insured, partnership-based approach, Kewaunee invested in an on-site wellness clinic, stronger provider relationships, and a more personalized way to care for our team.

Kewaunee Well Living has grown from basic screenings and education into a more complete well-being program focused on physical, mental, and financial health. Through education and awareness, activities and events, and strong community partnerships, wellness has become part of everyday life at Kewaunee.

That progress has been shaped by feedback, collaboration, and the continued work of the Medical Outcomes Committee, a multidisciplinary group made up of representatives from Kewaunee's Well Living team, USI Insurance Services, Cigna Healthcare, and Iredell Health System. Meeting monthly, the committee helps advance the strategy and strength of our Well Living program by reviewing needs, identifying opportunities for improvement, and supporting a robust approach to overall wellbeing. Today, the program includes an on-site clinic, mental health resources, financial wellness support, and other initiatives designed for Associate needs.

The impact of this transformation is both cultural and measurable. Today, participation rates exceed 85% among insured Associates, reflecting strong engagement and trust. More importantly, the program has contributed to improved health outcomes, increased awareness, and a workplace where Associates feel valued and supported. Stories of individuals managing chronic conditions, improving their health, and benefiting from early intervention underscore the real human impact behind the data.



*The Wall of Wellness: Remembering a decade of Kewaunee Well Living programming.*

# Empowering Discovery & the People Who Support It



*Associate Wellness Center ribbon-cutting ceremony, May 2026.*

The program has also earned external recognition, including multiple Cigna Healthy Workforce Designation Gold Awards and honors from the NC Business Coalition on Health.

This 10-year milestone gives us a chance to pause and recognize what Kewaunee Well Living has become. It is more than a program or a benefit. It is an important way we live out our commitment to our team and to building a workplace where people can be healthy, supported, and at their best. We look forward to continuing to grow this program and its impact in the years ahead.



# Strong Teams & Smart Tools

## Design: LookBook Volume 3

This June, we proudly released LookBook Vol. 3, a design-focused showcase of recent laboratory projects featuring Kewaunee and NuAire products across academic, healthcare, research, and industrial spaces.

This edition was created as a go-to resource for designers, architects, and project teams looking for inspiration, product application examples, and real-world laboratory environments. With a strong focus on design, layout, flexibility, and functionality, the LookBook shows how Kewaunee solutions can support spaces that are not only highly technical, but also thoughtfully designed around the people who use them.



The projects featured in this edition span academic facilities, public health laboratories, industrial campuses, and leading research hubs such as the Texas Medical Center and Cleveland Clinic Innovation District. With installations across North America, Latin America, Asia, Africa, and the Middle East, LookBook Vol. 3 reflects the global reach of Kewaunee's work, the strength of our products, and the collaboration with our dealers that helps bring these complex spaces to life with the quality, consistency, and technical precision our customers expect.

A consistent theme throughout this volume is adaptability. Many of the featured spaces include modular workstations, mobile casework, flexible utility systems, clean aesthetics, ergonomic layouts, and integrated technologies that allow laboratories to evolve as needs change while maintaining safety, durability, and efficiency.

*Kewaunee*  
est. 1906

# Empowering Discovery & the People Who Support It



The LookBook also reinforces Kewaunee's role as a fully integrated laboratory solutions provider. From high-quality casework and fume hoods to modular workstations and flexible systems, our products are designed to support the evolving needs of scientists, educators, healthcare professionals, and manufacturers. Together with NuAire and our dealer network, we help deliver complex laboratory environments from planning and engineering through installation and certification.

LookBook Vol. 3 serves as a visual portfolio that illustrates how Kewaunee helps enable discovery, accelerate innovation, and create high-performance laboratory environments worldwide.

[Download  
LookBook  
Volume 3](#)





**UNITED STATES  
SECURITIES AND EXCHANGE COMMISSION  
WASHINGTON, D.C. 20549**

**FORM 10-K**

- ANNUAL REPORT PURSUANT TO SECTION 13 OR 15(d) OF THE SECURITIES EXCHANGE ACT OF 1934**

For the fiscal year ended April 30, 2026  
or

- TRANSITION REPORT PURSUANT TO SECTION 13 OR 15(d) OF THE SECURITIES EXCHANGE ACT OF 1934**

For the transition period from \_\_\_\_\_ to \_\_\_\_\_  
Commission file number 0-5286

**KEWAUNEE SCIENTIFIC CORPORATION**

(Exact name of registrant as specified in its charter)

Delaware  
(State or other jurisdiction of  
incorporation or organization)  
  
2700 West Front Street  
Statesville, North Carolina  
(Address of principal executive offices)

38-0715562  
(IRS Employer  
Identification No.)  
  
28677-2927  
(Zip Code)

Registrant's telephone number, including area code: (704) 873-7202  
Securities registered pursuant to Section 12(b) of the Act:

<u>Title of Each Class</u>	<u>Trading Symbol(s)</u>	<u>Name of Exchange on which registered</u>
Common Stock \$2.50 par value	KEQU	NASDAQ Global Market

Securities registered pursuant to Section 12(g) of the Act: None

Indicate by check mark if the registrant is a well-known seasoned issuer, as defined in Rule 405 of the Securities Act. Yes  No

Indicate by check mark if the registrant is not required to file reports pursuant to Section 13 or Section 15(d) of the Act. Yes  No

Indicate by check mark whether the registrant (1) has filed all reports required to be filed by Section 13 or 15(d) of the Securities Exchange Act of 1934 during the preceding 12 months (or for such shorter period that the registrant was required to file such reports), and (2) has been subject to such filing requirements for the past 90 days. Yes  No

Indicate by check mark whether the registrant has submitted electronically every Interactive Data File required to be submitted pursuant to Rule 405 of Regulation S-T (§ 232.405 of this chapter) during the preceding 12 months (or for such shorter period that the registrant was required to submit such files). Yes  No

Indicate by check mark whether the registrant is a large accelerated filer, an accelerated filer, a non-accelerated filer, a smaller reporting company, or an emerging growth company. See the definitions of "large accelerated filer," "accelerated filer," "smaller reporting company" and "emerging growth company" in Rule 12b-2 of the Exchange Act:

Large accelerated filer	<input type="checkbox"/>	Accelerated filer	<input type="checkbox"/>
Non-accelerated filer	<input checked="" type="checkbox"/>	Smaller reporting company	<input checked="" type="checkbox"/>
		Emerging growth company	<input type="checkbox"/>

If an emerging growth company, indicate by check mark if the registrant has elected not to use the extended transition period for complying with any new or revised financial accounting standards provided pursuant to Section 13(a) of the Exchange Act.

Indicate by check mark whether the registrant has filed a report on and attestation to its management's assessment of the effectiveness of its internal control over financial reporting under Section 404(b) of the Sarbanes-Oxley Act (15 U.S.C. 7262(b)) by the registered public accounting firm that prepared or issued its audit report.

If securities are registered pursuant to Section 12(b) of the Act, indicate by check mark whether the financial statements of the registrant included in the filing reflect the correction of an error to previously issued financial statements.

Indicate by check mark whether any of those error corrections are restatements that required a recovery analysis of incentive-based compensation received by any of the registrant's executive officers during the relevant recovery period pursuant to § 240.10D-1(b).

Indicate by check mark whether the registrant is a shell company (as defined by Rule 12b-2 of the Act). Yes  No

The aggregate market value of shares of voting stock held by non-affiliates of the registrant was approximately \$70,127,916 based on the last reported sale price of the registrant's Common Stock on October 31, 2025, the last business day of the registrant's most recently completed second fiscal quarter. Only shares beneficially owned by directors and executive officers of the registrant (excluding shares subject to options), each person owning more than 5% of the outstanding Common Stock of the registrant, and certain other persons or entities that, based on qualitative considerations, may be deemed to control or significantly influence the management or policies of the registrant were excluded in that such persons may be deemed to be affiliates. This determination of affiliate status is not necessarily a conclusive determination for other purposes. As of June 24, 2026, the registrant had outstanding 2,870,410 shares of Common Stock.

DOCUMENTS INCORPORATED BY REFERENCE: Those portions of the Company's proxy statement for use in connection with Kewaunee Scientific Corporation's annual meeting of stockholders to be held on August 26, 2026, indicated in this report are incorporated by reference into Part III hereof.

---

---

<u>Table of Contents</u>	<u>Page or Reference</u>
PART I	
Item 1. Business	3
Item 1A. Risk Factors	5
Item 1B. Unresolved Staff Comments	12
Item 1C. Cybersecurity	13
Item 2. Properties	14
Item 3. Legal Proceedings	14
Item 4. Mine Safety Disclosures	14
PART II	
Item 5. Market for Registrant's Common Equity, Related Stockholder Matters and Issuer Purchases of Equity Securities	15
Item 6. Reserved.	15
Item 7. Management's Discussion and Analysis of Financial Condition and Results of Operations	16
Item 7A. Quantitative and Qualitative Disclosures About Market Risk	19
Item 8. Financial Statements and Supplementary Data	20
Item 9. Changes in and Disagreements with Accountants on Accounting and Financial Disclosure	48
Item 9A. Controls and Procedures	48
Item 9B. Other Information	49
Item 9C. Disclosure Regarding Foreign Jurisdictions that Prevent Inspections	49
PART III	
Item 10. Directors, Executive Officers and Corporate Governance	50
Item 11. Executive Compensation	52
Item 12. Security Ownership of Certain Beneficial Owners and Management and Related Stockholder Matters	52
Item 13. Certain Relationships and Related Transactions, and Director Independence	52
Item 14. Principal Accountant Fees and Services	52
PART IV	
Item 15. Exhibits and Financial Statement Schedules	53
Item 16. Form 10-K Summary	53
EXHIBIT INDEX	54
SIGNATURES	57

## PART I

### SPECIAL NOTE REGARDING FORWARD-LOOKING STATEMENTS

Certain statements in this document constitute "forward-looking" statements within the meaning of the Private Securities Litigation Reform Act of 1995 (the "Reform Act"). All statements other than statements of historical fact included in this Annual Report, including statements regarding the Company's future financial condition, results of operations, business operations and business prospects, are forward-looking statements. Words such as "anticipate," "estimate," "expect," "project," "intend," "plan," "predict," "believe" and similar words, expressions and variations of these words and expressions are intended to identify forward-looking statements. Such forward-looking statements are subject to known and unknown risks, uncertainties, assumptions, and other important factors that could significantly impact results or achievements expressed or implied by such forward-looking statements. Such factors, risks, uncertainties and assumptions include, but are not limited to: our ability to realize the benefits anticipated as a result of the Nu Aire acquisition; competitive and general economic conditions, including disruptions from government mandates, both domestically and internationally, as well as supplier constraints and other supply disruptions; changes in customer demands; technological changes in our operations or in our industry; dependence on customers' required delivery schedules; risks related to fluctuations in the Company's operating results from quarter to quarter; risks related to international operations, including foreign currency fluctuations; changes in the legal and regulatory environment; changes in raw materials and commodity costs; acts of terrorism, war, governmental action, natural disasters and other Force Majeure events. The cautionary statements made pursuant to the Reform Act herein and elsewhere by us should not be construed as exhaustive. We cannot always predict what factors would cause actual results to differ materially from those indicated by the forward-looking statements. Over time, our actual results, performance, or achievements will likely differ from the anticipated results, performance or achievements that are expressed or implied by our forward-looking statements, and such difference might be significant and harmful to our stockholders' interest. Many important factors that could cause such differences are described under the caption "Risk Factors," in Item 1A of this Annual Report, which you should review carefully. These forward-looking statements speak only as of the date of this document. The Company assumes no obligation, and expressly disclaims any obligation, to update any forward-looking statements, whether as a result of new information, future events or otherwise.

#### **Item 1. Business**

##### **GENERAL**

Kewaunee Scientific Corporation (the "Company") was founded in 1906, incorporated in Michigan in 1941, became publicly-held in 1968, and was reincorporated in Delaware in 1970. Our principal business is the design, manufacture, and installation of laboratory, healthcare, and technical furniture and infrastructure products. Our products include steel and wood casework, fume hoods, adaptable modular systems, moveable workstations, stand-alone benches, biological safety cabinets, and epoxy resin work surfaces and sinks. Our acquisition of Nu Aire, Inc., ("Nu Aire"), completed in November 2024, complements the Company's portfolio through Nu Aire's biological safety cabinets, CO2 incubators, ultralow freezers, and other essential laboratory products. Nu Aire is renowned for its manufacturing of biological safety cabinets, airflow products, CO2 incubators, ultralow freezers, animal handling equipment, pharmacy compounding isolators, and related parts and accessories. Their products serve a diverse range of industries, including life sciences, healthcare, pharmacy, education, food and beverage, and industrial sectors.

The acquisition of Nu Aire presented a unique opportunity for the Company to combine its robust capabilities with a recognized market leader whose product portfolio and well-developed channel strategy complement the Company's offerings. The acquisition also expanded the Company's capabilities, allowing the combined organization to better meet the diverse needs of end-users in laboratory furnishings. Additionally, Nu Aire has established distribution partners in regions where the Company did not previously have a presence, accelerating the Company's vision of becoming the market leader in the design and manufacturing of laboratory furniture and technical products essential for outfitting laboratories.

See Note 4, Nu Aire Acquisition, of the Notes to Consolidated Financial Statements included in Item 8 of this Annual Report on Form 10-K for information concerning the nature and terms of the acquisition.

Our international subsidiaries, as identified in Note 1, Summary of Significant Accounting Policies, of the Notes to Consolidated Financial Statements included in Item 8 of this Annual Report on Form 10-K, provide products and services, including facility design, detailed engineering construction, and project management from the planning stage through testing and commissioning of laboratories.

Our products are sold primarily through purchase orders and contracts submitted by customers directly or through our dealers, our subsidiaries in Singapore and India, and a national distributor. Products are sold principally to pharmaceutical, biotechnology, industrial, chemical and commercial research laboratories, educational institutions, healthcare institutions, governmental entities, and manufacturing facilities. We consider the markets in which we compete to be highly competitive, with a significant amount of the business involving competitive public bidding.

It is common in the laboratory and healthcare furniture industries for customer orders to require delivery at extended future dates, as products are frequently installed in buildings yet to be constructed. Changes or delays in building construction may cause delays in delivery of the orders and our recognition of the sale. Since prices are normally quoted on a firm basis in the industry, we bear the burden of possible increases in labor and material costs between quotation of an order and delivery of the product. The impact of such possible increases is considered when determining the sales price. The primary raw materials and products manufactured by others and used by us in our products are cold-rolled carbon and stainless steel, hardwood lumber and plywood, paint, chemicals, resins, hardware, plumbing and electrical fittings. Such materials and products are purchased from multiple suppliers and are typically readily available.

Our need for working capital and our credit practices are comparable to those of other companies manufacturing, selling and installing similar products in similar markets. Since our products are used in building construction projects, in many cases payments for our products are received over longer periods of time than payments for many other types of manufactured products, thus requiring increased working capital. In addition, payment terms associated with certain projects provide for a retention amount until final completion of the project, thus also increasing required working capital. On average, payments for our products are received during the quarter following shipment, with the exception of the retention amounts which are collected at the final completion of the project.

We hold various patents and patent rights, but do not consider that our success or growth is dependent upon our patents or patent rights. Our business is not dependent upon licenses, franchises, concessions, trademarks, royalty agreements, or labor contracts.

Our business is not generally cyclical, although domestic sales are sometimes lower during our third quarter because of slower construction activity in certain areas of the country during the winter months. Sales for two of the Company's domestic dealers and our national stocking distributor represented, in the aggregate, approximately 34% and 41% of the Company's sales in fiscal years 2026 and 2025, respectively. Loss of all or part of our sales to a large customer would have a material effect on our financial operations.

Our order backlog at April 30, 2026 was \$165.9 million, as compared to \$214.6 million at April 30, 2025. Based on scheduled shipment dates and past experience, we estimate that not less than 90% of our order backlog at April 30, 2026 will be shipped during fiscal year 2027. However, it may be expected that delays in shipments will occur because of customer rescheduling or delay in completion of projects which involve the installation of our products.

## **SEGMENT INFORMATION**

Operating segments are defined as components of an enterprise about which separate discrete information is available for evaluation by the chief operating decision maker ("CODM"), or decision-making group, in deciding how to allocate resources and in assessing performance. The Company's Chief Executive Officer ("CEO") is the Company's CODM. In accordance with ASC 280, *Segment Reporting*, the Company determined that the CODM assesses the Company's operations and manages its businesses in two segments: Lab Products Group ("LPG") and International. The Lab Products Group segment consists of the Company's operations based out of Statesville, North Carolina and Kewaunee's subsidiary, Nu Aire, Inc., based out of Plymouth, Minnesota. The International segment consists of the foreign subsidiaries identified in Note 1, Summary of Significant Accounting Policies, of the Notes to Consolidated Financial Statements included in Item 8 of this Annual Report on Form 10-K.

We measure our segment profitability based on earnings before income taxes. Some Corporate expenses, such as those related to executive management, finance, etc., are allocated to the segments. Any non-allocated Corporate costs are shown separately in our segment reporting as presented in Note 14, Segment Information, of the Notes to Consolidated Financial Statements included in Item 8 of this Annual Report on Form 10-K.

See Note 14, Segment Information, of the Notes to Consolidated Financial Statements included in Item 8 of this Annual Report on Form 10-K for further segment financial data.

## **COMPETITION**

We consider the industries in which we participate to be highly competitive and believe that the principal deciding factors are price, product performance, and customer service. A significant portion of our business is based upon competitive public bidding.

## **RESEARCH AND EXPERIMENTATION EXPENDITURES**

The amount spent and expensed by us during the fiscal year ended April 30, 2026 on research and experimentation expenditures activities related to new or redesigned products was \$898,000. The amount spent for similar purposes in the fiscal year ended April 30, 2025 was \$919,000.

## ENVIRONMENTAL COMPLIANCE

In the last two fiscal years, compliance with federal, state, or local provisions enacted or adopted regulating the discharge of materials into the environment has had no material effect on us and such regulation is not expected to have a material effect on our earnings or competitive position in the future.

## CULTURE AND WORKFORCE

We are a company of passionate, talented, and motivated people. We embrace collaboration and creativity, and we encourage the iteration of ideas to address complex challenges within our industry and society.

At April 30, 2026, the Company had 755 domestic employees and 476 international employees. Our people are critical for our continued success, so we work hard to create an environment where employees can have fulfilling careers, and be happy, healthy, and productive. We offer competitive benefits, an award-winning Well Living program, and other resources to take care of the diverse needs of our employees and their families. These include opportunities for career growth and development, resources to support their financial health, and access to excellent healthcare choices and resources, including a recently expanded onsite wellness center and separate gym facility at Kewaunee's Statesville, NC headquarters, as well as regular access to onsite specialists. Our competitive compensation programs help us attract and retain top candidates. We will continue to invest in recruiting talented people to technical and non-technical roles, and celebrate their contributions with comprehensive rewards and recognition.

The Company believes that open and honest communication among team members, managers, and leaders helps create a collaborative work environment where everyone can contribute, grow, and succeed. Team members are encouraged to come to their managers with questions, feedback, or concerns, and the Company conducts surveys that gauge employee engagement.

When necessary, we contract with businesses around the world to provide specialized services where we do not have appropriate in-house expertise or resources. We also contract with temporary staffing agencies when we need to cover short-term leaves, when we have spikes in business needs, or when we need to quickly incubate special projects. We choose our partners and staffing agencies carefully and continually make improvements to promote a respectful and positive working environment for everyone - employees, vendors, and temporary staff alike.

## OTHER INFORMATION

We file annual, quarterly, and current reports and other information with the Securities and Exchange Commission (the "SEC"). The SEC maintains a website at [www.sec.gov](http://www.sec.gov) that contains reports, proxy and information statements, and other information regarding issuers that file electronically with the SEC.

Our Internet address is [www.kewaunee.com](http://www.kewaunee.com). We make available, free of charge through this website, our annual report on Form 10-K, quarterly reports on Form 10-Q, current reports on Form 8-K, and amendments to those reports filed or furnished pursuant to Section 13(a) or 15(d) of the Securities Exchange Act of 1934 as soon as reasonably practicable after we electronically file such material with, or furnish it to, the SEC. The reference to our website does not constitute incorporation by reference of any information contained at that site.

## EXECUTIVE OFFICERS OF THE REGISTRANT

Included in Part III, Item 10(b), *Directors, Executive Officers and Corporate Governance*, of this Annual Report on Form 10-K.

### **Item 1A. Risk Factors**

You should carefully consider the following risks before you decide to buy shares of our common stock. If any of the following risks actually occur, our business, results of operations, or financial condition would likely suffer. In such case, the trading price of our common stock would decline, and you may lose all or part of the money you paid to buy our stock.

This and other public reports may contain forward-looking statements based on current expectations, assumptions, estimates and projections about us and our industry. These forward-looking statements involve risks and uncertainties. Our actual results could differ materially from those forward-looking statements as a result of many factors, including those more fully described below and elsewhere in our public reports. We do not undertake to update publicly any forward-looking statements for any reason, even if new information becomes available or other events occur in the future.

## **Risks Specific to our Company**

### ***If we lose a large customer, our sales and profits would decline.***

We have substantial sales to three of our domestic channel partners. The combined sales to two dealers and our national stocking distributor accounted for approximately 34% of our sales in fiscal year 2026. Loss of all or a part of our sales to a large channel partner would have a material effect on our revenues and profits until an alternative channel partner could be developed.

### ***We rely on the talents and efforts of key management and our Associates. If we are unable to retain or motivate key personnel, hire qualified personnel, or maintain and continue to adapt our corporate culture, we may not be able to grow or operate effectively.***

Our performance largely depends on the talents and efforts of our Associates. Our ability to compete effectively and our future success depends on our continuing to identify, hire, develop, motivate, and retain key management and highly skilled personnel for all areas of our organization. In addition, our total compensation program may not always be successful in attracting new employees and retaining and motivating our existing employees. Restrictive immigration policy and regulatory changes may also affect our ability to hire, mobilize, or retain some of our global talent.

In addition, we believe that our corporate culture fosters innovation, creativity, and teamwork. As our organization grows and evolves, we may need to implement more complex organizational management structures or adapt our corporate culture and work environments to ever-changing circumstances, such as during times of a natural disaster or pandemic, and these changes could affect our ability to compete effectively or have an adverse effect on our corporate culture. With the constant evolution of workforce dynamics, if we do not manage these changes effectively, it could materially adversely affect our culture, reputation, and operational flexibility.

### ***We cannot guarantee that our share repurchase program will enhance long-term stockholder value, or that it will successfully mitigate the dilutive effect of employee equity awards.***

While our Board of Directors authorized a share repurchase program that does not have an expiration date, the program does not obligate us to acquire any particular amount of Common Stock and it may be terminated at any time. We cannot guarantee that the program will be fully consummated, that it will enhance long-term stockholder value, or that it will successfully mitigate the dilutive effect of employee equity awards. Any repurchases will reduce the amount of cash we have available to fund working capital, capital expenditures, strategic acquisitions or business opportunities, and other general corporate requirements. In addition, the program could affect the trading price of our Common Stock and increase volatility, and any announcement of a termination of this program may result in a decrease in the trading price of our Common Stock.

### ***Internal controls over financial reporting may not be effective at preventing or detecting material misstatements.***

Because of its inherent limitations, internal controls over financial reporting may not prevent or detect material misstatements in the Company's consolidated financial statements. Also, projections of any evaluation of effectiveness to future periods are subject to the risk that controls may become inadequate because of changes in conditions, or that the degree of compliance with the policies or procedures may deteriorate.

### ***Goodwill and other acquired intangible assets could become impaired and adversely affect our future operating results.***

We account for business acquisitions as business combinations under the acquisition method of accounting in accordance with accounting principles generally accepted in the United States. Under the acquisition method of accounting, the total purchase price is allocated to net tangible assets and identifiable intangible assets of acquired businesses based on their fair values as of the date of completion of the acquisition. The excess of the purchase price over those fair values is recorded as goodwill.

To the extent the value of goodwill or other intangible assets become impaired, we may be required to incur material charges relating to such impairment. We conduct our goodwill and indefinite-lived intangible asset impairment analysis annually, or more frequently if we believe indicators of impairment exist. Our reported financial condition and results of operations reflect the balances and results of the acquired business but are not restated retroactively to reflect the historical financial position or results of operations of the acquired business for periods prior to the acquisition. As a result, comparisons of future results against prior period results will be more difficult for investors.

Further, there can be no guarantee that acquired intangible assets, particularly in-process research and development, will generate revenues or profits that we include in our forecast that is the basis for their fair value as of the acquisition date. Any such impairment charges relating to goodwill or other intangible assets could have a material impact on our operating results in future periods, and the announcement of a material impairment could have a material adverse effect on the trading price and trading volume of our common stock.

*We are subject to other risks that might also cause our actual results to vary materially from our forecasts, targets, or projections, including:*

- Failing to anticipate the need for and appropriately invest in information technology and logistical resources necessary to support our business, including managing the costs associated with such resources;
- Failing to generate sufficient future positive operating cash flows and, if necessary, secure and maintain adequate external financing to fund our operations and any future growth; and
- Interruptions in service by common carriers that ship goods within our distribution channels.

## **Risks Related to Operations**

*Sales to customers outside the United States or with international operations expose us to risks inherent in international sales.*

During fiscal year 2026, 28% of our revenues were derived from sales outside of the United States. A key element of our growth strategy is to expand our worldwide customer base and our international operations. Operating in international markets requires significant resources and management attention and subjects us to regulatory, economic and political risks that are different from those in the United States. We cannot assure you that our expansion efforts into other international markets will be successful. Our experience in the United States and other international markets in which we already have a presence may not be relevant to our ability to expand in other emerging markets. Our international expansion efforts may not be successful in creating further demand for our products outside of the United States or in effectively selling our products in the international markets we enter.

*Our future growth may depend on our ability to penetrate new international markets.*

International laws and regulations, construction customs, standards, techniques and methods differ from those in the United States. Significant challenges of conducting business in foreign countries include, among other factors, geopolitical tensions, local acceptance of our products, political instability, currency controls, changes in import and export regulations, changes in tariff and freight rates, and fluctuations in foreign exchange rates.

*If we fail to compete effectively, our revenue and profit margins could decline.*

We face a variety of competition in all of the markets in which we participate. Competitive pricing, including price competition or the introduction of new products, could have material adverse effects on our revenues and profit margins.

Our ability to compete effectively depends to a significant extent on the specification or approval of our products by architects, engineers, and customers. If a significant segment of those communities were to decide that the design, materials, manufacturing, testing, or quality control of our products is inferior to that of any of our competitors, our sales and profits would be materially and adversely affected.

*An increase in the price of raw materials could negatively affect our sales and profits.*

It is common in the laboratory and healthcare furniture industries for customers to require delivery at extended future dates, as products are frequently installed in buildings yet to be constructed. Since prices are normally quoted on a firm basis in the industry, we bear the burden of possible increases in labor and material costs between the quotation of an order and the delivery of the products. Our principal raw materials are steel, including stainless steel, wood, and epoxy resin. Numerous factors beyond our control, such as general economic conditions, competition, worldwide demand, labor costs, energy costs, and import duties and other trade restrictions, influence prices for our raw materials. We have not always been able, and in the future we might not be able, to increase our product prices in amounts that correspond to increases in costs of raw materials. Where we are not able to increase our prices, increases in our raw material costs will adversely affect our profitability.

*Events outside our control may affect our operating results.*

We have little control over the timing of shipping customer orders, as customers' required delivery dates are subject to change by the customer. Construction delays and customer changes to product designs are among the factors that may delay the start of manufacturing. Weather conditions, such as unseasonably warm, cold, or wet weather, can also affect and sometimes delay projects. Political and economic events can also affect our revenues. When sales do not meet our expectations, our operating results will be reduced for the relevant quarters.

Our principal markets are in the laboratory and healthcare building construction industry. This industry is subject to significant volatility due to various factors, none of which is within our control. Declines in construction activity or demand for our products could materially and adversely affect our business and financial condition.

***We face numerous manufacturing and supply chain risks. In addition, our reliance upon sole or limited sources of supply for certain materials, components, and services could cause production interruptions, delays and inefficiencies.***

We purchase materials, components, and equipment from third parties for use in our manufacturing operations. Our results of operations could be adversely impacted if we are unable to adjust our purchases to reflect changes in customer demand and market fluctuations. Suppliers may extend lead times, limit supplies, or increase prices. If we cannot purchase sufficient products at competitive prices and of sufficient quality on a timely enough basis to meet increasing demand, we may not be able to satisfy market demand, product shipments may be delayed, our costs may increase, or we may breach our contractual commitments and incur liabilities.

In addition, some of our businesses purchase certain required products from sole or limited source suppliers for reasons of quality assurance, regulatory requirements, cost effectiveness, availability or uniqueness of design. If these or other suppliers encounter financial, operating, or other difficulties, or if our relationship with them changes, we might not be able to quickly establish or qualify replacement sources of supply. The supply chains for our businesses have been impacted in the past by factors outside our control and could be disrupted in the future for such reasons as supplier capacity constraints, supplier bankruptcy or exiting of the business for other reasons, decreased availability of key raw materials or commodities and external events such as natural disasters, pandemics or other public health problems, war, terrorist actions, governmental actions and legislative or regulatory changes. Any of these factors could result in production interruptions, delays, extended lead times and inefficiencies.

Our revenues and other operating results depend in large part on our ability to manufacture our products in sufficient quantities and in a timely manner. Any interruptions we experience in the manufacture of our products or changes to the way we manufacture products could delay our ability to recognize revenues in a particular period. In addition, we must maintain sufficient production capacity in order to meet anticipated customer demand, which carries fixed costs that we may not be able to offset because we cannot always immediately adapt our production capacity and related cost structures to changing market conditions, which would adversely affect our operating margins. If we are unable to manufacture our products consistently, in sufficient quantities, and on a timely basis, our revenues, gross margins, and our other operating results will be materially and adversely affected.

***Changes in the U.S. political or regulatory environment could affect the availability of government funding, which could negatively impact our business.***

Certain of our customers may rely on government programs as a source of funding, such as medical research grants. Funding from government agencies or government reimbursement programs often fluctuates and is subject to the political process, which is often unpredictable. Any reduction in the availability or rate of funding or reimbursement, or delays surrounding the approval of such funding or reimbursement, may negatively impact our customers.

***Disruptions in the financial markets have historically created, and may continue to create, uncertainty in economic conditions that may adversely affect our customers and our business.***

The financial markets in the United States, Europe, and Asia have in the past been, and may in the future be, volatile. The tightening of credit in financial markets, worsening of economic conditions, a prolonged global, national or regional economic recession or other similar events could have a material adverse effect on the demand for our products and on our sales, pricing, and profitability. We are unable to predict the likely occurrence or duration of these adverse economic conditions and the impact these events may have on our operations and the end users who purchase our products.

***The effects of geopolitical instability may adversely affect us and heighten significant risks and uncertainties for our business, with the ultimate impact dependent on future developments, which are highly uncertain and unpredictable.***

Ongoing geopolitical instability could negatively impact the global and U.S. economies in the future, including by causing supply chain disruptions, rising energy costs, volatility in capital markets and foreign currency exchange rates, rising interest rates, and heightened cybersecurity risks. The extent to which such geopolitical instability adversely affects our business, financial condition, and results of operations, as well as our liquidity and capital profile, is highly uncertain and unpredictable. If geopolitical instability adversely affects us, it may also have the effect of heightening other risks related to our business.

## **Risks Related to Cybersecurity**

***Our business and reputation are impacted by information technology system failures and network disruptions.***

We, and our global supply chain, are exposed to information technology system failures or network disruptions caused by natural disasters, accidents, power disruptions, telecommunications failures, acts of terrorism or war, computer viruses, physical or electronic break-ins, ransomware or other cybersecurity incidents, or other events or disruptions. System redundancy and other continuity measures may be ineffective or inadequate, and our, or our vendors', business continuity and disaster recovery planning may not be sufficient for all eventualities. Such failures or disruptions can adversely impact our business by, among other things,

preventing access to our cloud-based systems, interfering with customer transactions or impeding the manufacturing and shipping of our products. These events could materially adversely affect our business, reputation, results of operations and financial condition.

***Future cybersecurity incidents could expose us to liability and damage our reputation and our business.***

We collect, process, store, and transmit large amounts of data, and it is critical to our business strategy that our facilities and infrastructure remain secure and are perceived by the marketplace to be secure. Our information technology systems are essential to our efforts to manufacture our products, process customer sales transactions, manage inventory levels, conduct business with our suppliers and other business partners, and record, summarize and analyze the results of our operations. These systems contain, among other things, material operational, financial and administrative information related to our business. As with most companies, there will always be some risk of physical or electronic break-ins, computer viruses, or similar disruptions.

In addition, we, like all entities, are the target of cybercriminals who attempt to compromise our systems. From time to time, we experience threats and intrusions that may require remediation to protect sensitive information, including our intellectual property and personal information, and our overall business. Any physical or electronic break-in, computer virus, cybersecurity attack or other security breach or compromise of the information handled by us or our service providers may jeopardize the security or integrity of information in our computer systems and networks or those of our customers and cause significant interruptions in our and our customers' operations.

Any systems and processes that we have developed that are designed to protect customer, associate and vendor information, and intellectual property, and to prevent data loss and other security attacks, cannot provide absolute security. In addition, we may not successfully implement remediation plans to address all potential exposures. It is possible that we may have to expend additional financial and other resources to address these problems. Failure to prevent or mitigate data loss or other security incidents could expose us or our customers, associates and vendors to a risk of loss or misuse of such information, cause customers to lose confidence in our data protection measures, damage our reputation, adversely affect our operating results or result in litigation or potential liability for us.

Additionally, we expect to continue to make investments in our information technology infrastructure. The implementation of these investments may be more costly or take longer than we anticipate, or could otherwise adversely affect our business operations, which could negatively impact our financial position, results of operations or cash flows.

***Our use of new and evolving technologies, such as artificial intelligence (“AI”), could adversely impact our business and financial results.***

We, and certain of our third-party service providers, utilize artificial intelligence-enabled software tools to support limited business functions, including administrative and analytical processes. The use of these technologies may increase risks related to inaccurate outputs, cybersecurity threats, protection of proprietary or confidential information, data privacy, intellectual property rights, and evolving regulatory requirements. In addition, certain vendors and software providers integrated into our operations may incorporate artificial intelligence technologies into their products and services without our direct control or visibility. Failures, security incidents, regulatory noncompliance, or inaccuracies associated with the use of artificial intelligence technologies by us or our third-party providers could disrupt operations, expose confidential information, result in legal or reputational harm, or otherwise adversely affect our business.

**Legal and Regulatory Compliance Risks**

***Our global operations are subject to the laws and regulations of numerous domestic and foreign jurisdictions. Failure to comply with such rules may have a material adverse impact on our business and results of operations.***

We maintain operations internationally and are therefore subject to laws, regulations, and other measures in the United States and other countries. These laws can vary substantially from country to country and change from time to time. Failure to comply with these regulations could adversely affect our business. Under these laws and regulations, including economic sanctions laws, export laws, anti-corruption laws, anti-money-laundering laws, customs laws, and other laws that govern our organization and its operations, various government agencies may require export licenses, may seek to impose modifications to business practices, including cessation of business activities in sanctioned countries or with sanctioned persons or entities and modifications to compliance programs, which may increase compliance costs and may subject us to fines, penalties, and other sanctions. A violation of these laws, regulations, policies, or procedures could adversely impact our business, results of operations, and financial condition.

The nature of our international operations also subjects us to local, state, regional, and national tax laws in jurisdictions around the world. Significant judgment may be required in determining our worldwide provision for income taxes. Tax laws are dynamic and subject to change as new laws are passed and new interpretations of the law are issued or applied. Any changes to tax laws could

have a material adverse effect on our tax obligations and effective tax rate. Our income tax obligations could be affected by many factors, including, but not limited to, changes to our corporate operating structure, intercompany arrangements, and tax planning strategies.

Although we have implemented policies and procedures designed to ensure compliance with these laws and policies, there can be no assurance that all of our employees, contractors, channel partners, and agents have complied or will comply with these laws and policies. Further, we cannot predict any changes to these laws and policies or their interpretations in the future. Significant changes to these laws or policies, or violations of existing laws and policies by our employees, contractors, channel partners, or agents, could result in material adverse effects on our business and results of operations.

***Changes in U.S. trade policy, including the imposition of tariffs and the resulting consequences, may have a material adverse impact on our business and results of operations.***

We cannot predict the extent to which the U.S. or other countries will impose quotas, duties, tariffs, taxes or other similar restrictions upon the import or export of our products or raw materials in the future, nor can we predict future trade policy or the terms of any renegotiated trade agreements and their impact on our business. Changes in U.S. trade policy could result in one or more foreign governments adopting responsive trade policies making it more difficult or costly for us to import our products or raw materials from those countries. Tariffs already imposed, or that may be imposed in the future, by the U.S. or any retaliatory actions taken by affected foreign governments, could require us to increase prices to our customers which may reduce demand, or, if we are unable to increase prices, result in lowering our margin on products sold. The adoption and expansion of trade restrictions, the occurrence of a trade war, or other governmental action related to tariffs or trade agreements or policies has the potential to adversely impact demand for our products, our costs, our customers, our suppliers, and the U.S. economy, which in turn could have a material adverse effect on our business, financial condition and results of operations.

***Expectations related to environmental, social, and governance ("ESG") considerations could expose us to potential liabilities, increased costs, and reputational harm.***

We are subject to laws, regulations, and other measures that govern a wide range of topics, including those related to matters beyond our core products and services. For instance, new laws, regulations, policies, and international accords relating to ESG matters, including sustainability, climate change, human capital, and diversity, are being developed and formalized in Europe, the U.S., and elsewhere, which may entail specific, target-driven frameworks and/or disclosure requirements. The implementation of these may require considerable investments. Any failure, or perceived failure, by us to adhere to any public statements or initiatives, comply with federal, state or international environmental social and governance laws and regulations, or meet evolving and varied stakeholder expectations and standards could result in legal and regulatory proceedings against us and could materially adversely affect the Company's business reputation, results of operations, financial condition, and stock price.

## **General Risks**

***Our stock price is likely to be volatile and could drop.***

The trading price of our Common Stock could be subject to wide fluctuations in response to quarter-to-quarter variation in operating results, announcement of technological innovations or new products by us or our competitors, general conditions in the construction and construction materials industries, relatively low trading volume in our common stock, and other events or factors. In addition, in recent years, the stock market has experienced extreme price fluctuations. This volatility has had a substantial effect on the market prices of securities issued by many companies for reasons unrelated to the operating performance of those companies. Securities market fluctuations may adversely affect the market price of our common stock.

***Our stockholders may experience future dilution as a result of future issuances of our shares of common stock.***

In order to raise additional capital, we may in the future, without stockholder approval, issue additional shares of our common stock or securities convertible into or exchangeable for our common stock for various considerations, including in connection with acquisitions, financing or refinancing transactions or otherwise. The consideration that we receive for any such additional shares of our common stock may represent per share amounts that are greater or lesser than the price per share paid by you. Any such issuances of additional shares of our common stock or securities convertible into shares of common stock will dilute our stockholders' overall existing ownership in us and could make our stock less attractive to investors, which may result in a material adverse effect on the trading price of our common stock.

***We currently, and may in the future, have assets held at financial institutions that may exceed the insurance coverage offered by the Federal Deposit Insurance Corporation ("FDIC"), the loss of which would have a severe negative effect on our operations and liquidity.***

We may maintain our cash assets at financial institutions in the U.S. in amounts that may be in excess of the FDIC insurance limit of \$250,000. Actual events involving limited liquidity, defaults, non-performance or other adverse developments that affect financial institutions, transactional counterparties, other companies in the financial services industry or the financial services industry generally, or concerns or rumors about any events of these kinds or other similar risks, have in the past and may in the future lead to market-wide liquidity problems. In the event of a failure or liquidity issues of or at any of the financial institutions where we maintain our deposits or other assets, we may incur a loss to the extent such loss exceeds the FDIC insurance limitation, which could have a material adverse effect upon our liquidity, financial condition, and our results of operations.

Similarly, if our customers or partners experience liquidity issues as a result of financial institution defaults or non-performance where they hold cash assets, their ability to pay us may become impaired and could have a material adverse effect on our results of operations, including the collection of accounts receivable and cash flows.

***The impact of investor concerns on U.S. or international financial systems could impact our ability to obtain favorable financing terms in the future.***

Investor concerns regarding the U.S. or international financial systems could result in less favorable commercial financing terms, including higher interest rates or costs and tighter financial and operating covenants, or systemic limitations on access to credit and liquidity sources, thereby making it more difficult for us to acquire financing on terms favorable to us, or at all, and could have material adverse impacts on our liquidity, our business, financial condition or results of operations, and our prospects.

***The impact of future pandemics could adversely affect our business, results of operations, financial condition, and liquidity.***

The sweeping nature of pandemics makes it extremely difficult to predict how and to what extent our business, operations, and financial results could be affected by a future occurrence of this type of event. Our workforce, and the workforce of our vendors, service providers, and counterparties, could be affected by a pandemic, which could result in an adverse impact on our ability to conduct business. No assurance can be given that the actions we take to protect our Associates and our operations will be sufficient, nor can we predict the level of disruption that could occur to our employees' ability to provide customer support and service. New processes, procedures, and controls may be required to respond to any changes in our business environment. Further, should any key employees become ill during the course of a future health event and be unable to work, our ability to operate our internal controls may be adversely impacted.

Additional factors related to major public health issues that could have material and adverse effects on our ability to successfully operate include, but are not limited to, the effectiveness of any governmental and non-governmental organizations in combating the spread and severity, including any legal and regulatory responses, a general decline in business activity, especially as it relates to our customers' expansion or consolidation activities, the destabilization or disruption of global financial markets, which could negatively impact our customer growth and access to capital, along with our customers' ability to make payments for their purchase orders, and deterioration in credit and financing conditions, which could affect our access to capital necessary to fund business operations or current investment and growth strategies.

***We may pursue strategic acquisitions from time to time, in which case we would be subject to the general risks associated with acquisitions.***

From time to time, we consider, and in the future may pursue, strategic acquisitions of businesses in support of our growth strategy. If we are unable to complete acquisitions or successfully integrate and develop acquired businesses, we could experience material adverse impacts to our financial results as a result of any of the following:

- the diversion of management's attention to integration matters;
- difficulties in achieving anticipated cost savings, synergies, business opportunities, and growth prospects;
- difficulties in the integration of operations and systems, inclusive of internal controls;
- difficulties in managing the expanded operations of a larger and more complex company;
- challenges in keeping existing customers and obtaining new customers;
- challenges in attracting and retaining key personnel;
- unanticipated expenses resulting from integration activities and disputes with third parties; and

- unanticipated liabilities of acquired third parties.

**Item 1B. Unresolved Staff Comments**

Not Applicable.

## **Item 1C. Cybersecurity**

### **Risk Management and Strategy**

The Company's cybersecurity risk management program is integrated into the overall risk management framework, including risk identification, assessment, and mitigation across all business areas. We have collaborated with external consultants and built a cybersecurity program designed to protect and safeguard the integrity of our information systems, which aligns with industry best practices and regulatory requirements. Our cybersecurity program includes systems and processes for assessing, identifying, and managing material risks from cybersecurity threats and include maintenance and monitoring of information security policies aligned with information technology controls, information systems configuration management and infrastructure security systems. We also have implemented processes to oversee and identify such risks from cybersecurity threats associated with the use of third-party service providers. We conduct periodic testing of these controls and systems, including vulnerability scanning and penetration testing. We strive to foster a shared responsibility for the Company's cybersecurity with all of our employees, conducting periodic phishing simulation campaigns and providing regular, mandatory cybersecurity training. Additionally, we maintain cyber insurance coverage, including protection against social engineering fraud, to further mitigate potential financial losses from cybersecurity incidents.

We currently do not believe that any risks from cybersecurity threats, including as a result of any previous cybersecurity incidents, have materially affected or are reasonably likely to materially affect the Company, including its business strategy, results of operations or financial conditions. While we do not believe that any such risks have yet to materially affect the Company, the Company cannot guarantee that its ongoing and robust approach towards cybersecurity will be able to prevent all cybersecurity incidents that could have a material effect on the Company in the future. See Item 1A, Risk Factors, for more information on our cybersecurity-related risks.

### **Governance**

On behalf of the Board of Directors, the Audit Committee provides oversight of the Company's management of cybersecurity risk. They periodically review and discuss with management, including the Company's Vice President of Information Technology and Engineering, the Company's significant financial risk exposures for matters related to cybersecurity risk, including the steps management has taken to monitor and manage such exposures. The Board of Directors also receives prompt and timely information regarding any cybersecurity incident that meets established reporting thresholds, as well as ongoing updates regarding any such incident until it has been addressed.

The Company's Senior Vice President of Information Technology and Engineering leads the overall cybersecurity strategy and risk management program. This includes overseeing risk assessments, developing security policies and procedures, and managing the IT security team. See Item 10, Directors, Executive Officers and Corporate Governance, for more detail on his education and experience. Senior executives, including the Company's CEO and CFO, integrate cybersecurity risks into the overall business strategy and financial planning.

## **Item 2. Properties**

We lease and operate three adjacent manufacturing facilities in Statesville, North Carolina. These facilities also house our corporate offices, as well as sales and marketing, administration, engineering and drafting personnel. On March 24, 2022, we entered into a Sale-Leaseback Arrangement (defined below), pursuant to which we sold, and now lease, our manufacturing and office facilities in Statesville, North Carolina. See Note 7, Sale-Leaseback Financing Transaction, of the Notes to Consolidated Financial Statements included in Item 8 of this Annual Report on Form 10-K for information concerning the Sale-Leaseback Arrangement. In addition, we lease our primary distribution facility and other warehouse facilities in Statesville, North Carolina and an office facility in Charlotte, North Carolina. We also lease office, manufacturing, and warehouse space in Long Lake, Plymouth, and Crystal, Minnesota. In Bangalore, India, we lease and operate a manufacturing facility. International sales and administrative offices are located in Spain, Singapore, India, and Saudi Arabia. We believe our facilities are suitable for their respective uses and are adequate for our current needs.

## **Item 3. Legal Proceedings**

From time to time, we are involved in disputes and litigation relating to claims arising out of our operations in the ordinary course of business. Further, we are periodically subject to government audits and inspections. We believe that any such matters presently pending will not, individually or in the aggregate, have a material adverse effect on our results of operations or financial condition.

## **Item 4. Mine Safety Disclosures**

Not Applicable.

## PART II

### **Item 5. Market for Registrant's Common Equity, Related Stockholder Matters and Issuer Purchases of Equity Securities**

Our common stock is traded on the NASDAQ Global Market, under the symbol KEQU.

As of June 24, 2026, there were 82 stockholders of record. The declaration and payment of any future dividends is at the discretion of the Board of Directors and will depend upon many factors, including the Company's earnings, capital requirements, investment and growth strategies, financial conditions, the terms of the Company's indebtedness, which contains provisions that could limit the payment of dividends in certain circumstances, and other factors that the Board of Directors may deem to be relevant.

### **SECURITIES AUTHORIZED FOR ISSUANCE UNDER EQUITY COMPENSATION PLANS**

See Item 12, *Security Ownership of Certain Beneficial Owners and Management and Related Stockholder Matters*, in this Form 10-K for a discussion of securities authorized for issuance under our equity compensation plans.

### **SHARE REPURCHASE PLAN**

See Note 10, *Stockholders' Equity*, in Part II, Item 8 in this Form 10-K for a discussion of activity related to the share repurchase plan that was adopted on August 31, 2023 and subsequently amended on March 12, 2025.

### **Item 6. Reserved**

## **Item 7. Management's Discussion and Analysis of Financial Condition and Results of Operations**

### **INTRODUCTION**

Kewaunee Scientific Corporation is a recognized leader in the design, manufacture and installation of laboratory, healthcare and technical furniture and infrastructure products. The Company's corporate headquarters are located in Statesville, North Carolina. Sales offices are located in the United States, Spain, India, Saudi Arabia, and Singapore. Three manufacturing facilities are located in Statesville and one facility is located in Plymouth, Minnesota, with additional manufacturing capabilities in Long Lake, Minnesota, serving the domestic and international markets, and one manufacturing facility is located in Bangalore, India serving the local, Asian, and African markets. Kewaunee Scientific Corporation's website is located at [www.kewaunee.com](http://www.kewaunee.com). The reference to our website does not constitute incorporation by reference of any information contained at that site.

Our products are sold primarily through purchase orders and contracts submitted by customers directly or through our dealers, our subsidiaries in Singapore and India, and a national distributor. Products are sold principally to pharmaceutical, biotechnology, industrial, chemical and commercial research laboratories, educational institutions, healthcare institutions, governmental entities, and manufacturing facilities. We consider the markets in which we compete to be highly competitive, with a significant amount of the market requiring competitive public bidding.

It is common in the laboratory and healthcare furniture industries for customer orders to require delivery at extended future dates, as products are frequently to be installed in buildings yet to be constructed. Changes or delays in building construction may cause delays in delivery of the orders and our recognition of the sale. Since prices are normally quoted on a firm basis in the industry, we bear the burden of possible increases in labor and material costs between quotation of an order and delivery of the product. The impact of such possible increases is considered when determining the sales price. The principal raw materials and products manufactured by others used in our products are cold-rolled carbon and stainless steel, hardwood lumber and plywood, paint, chemicals, resins, hardware, plumbing and electrical fittings. Such materials and products are purchased from multiple suppliers and are typically readily available.

In November 2024, the Company completed an acquisition of Nu Aire (the "Transaction"). The Company purchased all of the outstanding capital stock of Nu Aire for \$55.0 million, subject to certain customary adjustments for debt, cash, transaction expenses, and net working capital. \$23.0 million of the purchase price payable at closing of the Transaction was funded pursuant to subordinated seller notes. The remaining purchase price payable at closing of the Transaction was paid in cash, which cash was funded, in part, through a \$20.0 million committed senior secured revolving line of credit facility (the "Revolving Credit Facility") and a \$15.0 million term loan (the "Term Loan") provided by PNC Bank, National Association.

Nu Aire is renowned for its manufacturing of biological safety cabinets, airflow products, CO2 incubators, ultralow freezers, animal handling equipment, pharmacy compounding isolators, and related parts and accessories. Their products serve a diverse range of industries, including life sciences, healthcare, pharmacy, education, food and beverage, and industrial sectors.

The acquisition of Nu Aire presented a unique opportunity for the Company to combine its robust capabilities with a recognized market leader whose product portfolio and well-developed channel strategy complement the Company's offerings. This acquisition expanded the Company's capabilities, allowing the combined organization to better meet the diverse needs of end-users in laboratory furnishings. Additionally, Nu Aire has established distribution partners in regions where the Company did not previously have a presence. This move accelerates the Company's vision of becoming the market leader in the design and manufacturing of laboratory furniture and technical products essential for outfitting laboratories.

### **CRITICAL ACCOUNTING POLICIES AND ESTIMATES**

In the ordinary course of business, we have made estimates and assumptions relating to the reporting of results of operations and financial position in the preparation of our consolidated financial statements in conformity with generally accepted accounting principles in the United States of America. Actual results could differ significantly from those estimates. We believe that the following discussion addresses our most critical accounting estimates, which are those that are most important to the portrayal of our financial condition and results of operations, and require management's most difficult, subjective and complex judgments, often as a result of the need to make estimates about the effect of matters that are inherently uncertain.

#### **Income Taxes**

We are subject to income taxes in the U.S. (federal and state) and foreign jurisdictions. Tax laws, regulations, administrative practices, and interpretations in various jurisdictions may be subject to significant change, with or without notice, due to economic, political, and other conditions, and significant judgment is required in evaluating and estimating our provision and accruals for these taxes. In addition, our actual and forecasted earnings are subject to change due to economic, political, and other conditions.

Our effective tax rates could be affected by numerous factors, such as changes in our business operations, acquisitions, investments, entry into new businesses and geographies, intercompany transactions, the relative amount of our foreign earnings, including earnings being lower than anticipated in jurisdictions where we have lower statutory rates and higher than anticipated in

jurisdictions where we have higher statutory rates, losses incurred in jurisdictions for which we are not able to realize related tax benefits, the applicability of special tax regimes, changes in foreign currency exchange rates, changes to our forecasts of income and loss and the mix of jurisdictions to which they relate, changes in our deferred tax assets and liabilities, their valuation, and the assumptions around their realization in connection with any associated valuation, and interpretations related to tax laws and accounting rules in various jurisdictions.

### **Goodwill and Other Intangible Assets**

The Company accounted for the Nu Aire acquisition as a business combination using the acquisition method of accounting in accordance with ASC 805, *Business Combinations*. The purchase price was allocated to the assets acquired and liabilities assumed based on the estimated fair values at the date of acquisition. The excess of the purchase price over the fair value of the net assets was allocated to goodwill. The fair value of intangible assets acquired were valued using the income approach. A cost approach was applied for property, plant and equipment. In many cases, the determination of fair values required estimates about discount rates, future expected cash flows and other future events that are judgmental and subject to change. Intangible assets and property, plant and equipment will be amortized or depreciated on a straight-line basis over the relevant estimated useful life. The Company will conduct its impairment analysis annually, or more frequently if the Company determines potential indicators of impairment exist.

## **RESULTS OF OPERATIONS**

Sales for fiscal year 2026 were \$282.0 million, an increase compared to fiscal year 2025 sales of \$240.5 million. LPG Segment sales for fiscal year 2026 were \$214.9 million, an increase of 19.8% compared to fiscal year 2025 sales of \$179.4 million. The increase in LPG sales was predominantly related to the acquisition of Nu Aire on November 1, 2024. International Segment sales for fiscal year 2026 were \$67.1 million, an increase of 9.9% from fiscal year 2025 sales of \$61.1 million. International sales increased when compared to the prior year period primarily due to the delivery of projects in India that had experienced customer site delays in the prior year.

Our order backlog was \$165.9 million at April 30, 2026, as compared to \$214.6 million at April 30, 2025. LPG order backlog was \$118.8 million on April 30, 2026, as compared to \$123.9 million on April 30, 2025. International order backlog was \$47.1 million on April 30, 2026, as compared to \$90.7 million on April 30, 2025.

Gross profit represented 28.5% and 28.6% of sales in fiscal years 2026 and 2025, respectively. Gross profit margin remained relatively consistent with the prior year, reflecting offsetting changes in margin performance across our LPG and International operations.

Operating expenses were \$63.7 million and \$51.1 million in fiscal years 2026 and 2025, respectively, and 22.6% and 21.2% of sales, respectively. The increase in operating expenses in fiscal year 2026 as compared to fiscal year 2025 was largely attributable to our acquisition of Nu Aire. Other significant factors were increases in SG&A wages of \$1,034,000, increases to bad debt expenses of \$275,000, increases to corporate governance costs of \$229,000, offset by decreases in consulting and professional fees of \$522,000. The increases in corporate governance costs for the year were primarily attributed to costs associated with Sarbanes-Oxley 404(b) compliance readiness.

Other income, net was \$880,000 and \$240,000 in fiscal years 2026 and 2025, respectively. Other income, net increased year over year as a result of the acceleration of deferred financing costs related to the payoff of the secured revolving line of credit initially up to \$15.0 million (the "Mid Cap Revolving Credit Facility") and fixed asset disposal activity incurred in fiscal year 2025, partially offset by lower interest income earned on domestic cash balances during fiscal year 2026.

Interest expense was \$3,862,000 and \$3,214,000 in fiscal years 2026 and 2025, respectively. The increase in interest expense for fiscal year 2026 was attributable to a full year of interest on the borrowings incurred in connection with the Nu Aire acquisition, which closed on November 1, 2024, compared to a partial-year impact in fiscal year 2025. This was partially offset by a decrease in interest expense related to debt repayments made during fiscal year 2026.

Income tax expense was \$3.3 million for fiscal year 2026, or 23.8% of pretax earnings, as compared to \$3.2 million for fiscal year 2025, or 21.7% of pretax earnings. The increase in the effective tax rate was primarily attributable to higher state and local income taxes and an increase in deferred taxes on unremitted foreign earnings. These unfavorable impacts were partially offset by lower nondeductible expenses, increased tax credits, and other tax items. At April 30, 2026, the Company has an LPG-related valuation allowance of \$637,000 associated with certain federal tax credits, compared to \$808,000 at April 30, 2025. The decrease was primarily attributable to the write-off of state tax credits that were fully reserved through a valuation allowance. See [Note 8, Income Taxes](#) for additional information.

Net earnings attributable to the non-controlling interest related to our subsidiaries that are not 100% owned by the Company were \$847,000 and \$178,000 for fiscal years 2026 and 2025, respectively. The changes in the net earnings attributable to the non-controlling interest for each year were due to changes in the levels of net income of the subsidiaries.

Net earnings were \$9,618,000, or \$3.22 per diluted share, as compared to \$11,405,000, or \$3.83 per diluted share, for fiscal years ended April 30, 2026 and April 30, 2025, respectively. The decrease in net earnings was attributable to the factors discussed above.

## LIQUIDITY AND CAPITAL RESOURCES

Our principal sources of liquidity have historically been funds generated from operating activities, supplemented as needed by borrowings under our previous Mid Cap Revolving Credit Facility. The Company terminated the Mid Cap Revolving Credit Facility on September 30, 2024. In conjunction with the Nu Aire Acquisition (see [Note 4, Nu Aire Acquisition](#) for additional details), the Company entered into the Revolving Credit Facility with PNC, which is available on an ongoing basis to supplement our sources of liquidity as needed. Additionally, certain machinery and equipment are financed by non-cancelable operating and financing leases. We believe that these sources of funds will be sufficient to support ongoing business requirements, including capital expenditures, through fiscal year 2027.

At April 30, 2026, we had no advances outstanding under our \$20.0 million Revolving Credit Facility with PNC. See [Note 6, Long-term Debt and Other Credit Arrangements](#), of the Notes to Consolidated Financial Statements included in [Item 8](#) of this Annual Report for additional information concerning our credit facility. In fiscal year 2022, we executed a Sale-Leaseback financing transaction with respect to our manufacturing and corporate facilities in Statesville, North Carolina to provide additional liquidity. See [Note 7, Sale-Leaseback Financing Transaction](#) for more information. We did not have any off balance sheet arrangements at April 30, 2026 or 2025.

The following table summarizes the cash payment obligations for our lease and financing arrangements as of April 30, 2026:

### PAYMENTS DUE BY PERIOD (\$ in thousands)

Contractual Cash Obligations	Total	1 Year	2-3 Years	4-5 Years	After 5 years
Operating Lease Obligations	\$ 11,072	\$ 4,259	\$ 5,012	\$ 1,758	\$ 43
Financing Lease Obligations	414	94	188	132	—
Sale-Leaseback Financing Transaction	38,007	2,049	4,222	4,393	27,343
Term Loans	20,083	5,000	10,000	5,083	—
<b>Total Contractual Cash Obligations</b>	<b>\$ 69,576</b>	<b>\$ 11,402</b>	<b>\$ 19,422</b>	<b>\$ 11,366</b>	<b>\$ 27,386</b>

The Company's operating activities provided cash of \$18,633,000 in fiscal year 2026. Net cash provided by operating activities was primarily from operations and decreases in inventories of \$2,316,000, decreases in receivables of \$3,303,000, and the change in other, net of \$1,255,000, partially offset by decreases in deferred revenue of \$1,921,000 and decreases in accounts payable and accrued expenses of \$5,147,000. Operating activities provided cash of \$14,783,000 in fiscal year 2025. Excluding the impacts of the Nu Aire acquisition, this was primarily driven by operations and decreases in inventories of \$3,351,000, increases in deferred revenue of \$765,000, increases in accounts payable and accrued expenses of \$583,000, and the change in other, net of \$20,000, partially offset by increases in receivables of \$6,738,000.

The Company's financing activities used cash of \$19,326,000 during fiscal year 2026, primarily related to the completion of the Company's Seller Note Repayment, the servicing of the Company's long-term debt arrangements, and the payment of employee taxes withheld for stock-based compensation, partially offset by the entrance into the First Amendment to Loan Agreement with PNC. See [Note 6, Long-term Debt and Other Credit Arrangements](#), for additional information regarding this Amendment and the Seller Note Repayment. The Company's financing activities provided cash of \$7,411,000 during fiscal year 2025, primarily related to the issuance of a new term loan from PNC bank in connection with the acquisition of Nu Aire, partially offset by the termination of the Company's Mid Cap Revolving Credit Facility on September 30, 2024 and the purchase of shares under the Company's share repurchase program.

The Company's investing activities used cash of \$3,937,000 in fiscal year 2026, all of which was related to capital expenditures. The Company's investing activities used cash of \$30,901,000 in fiscal year 2025, of which \$28,735,000 related to the acquisition of Nu Aire, net of cash acquired and \$2,166,000 was used for capital expenditures. Capital expenditures in fiscal year 2026 were funded primarily by operations and from financing activities. Fiscal year 2027 capital expenditures are anticipated to be approximately \$6.0 million. The fiscal year 2027 expenditures are expected to be funded primarily by operating activities, supplemented as needed by borrowings under our revolving credit facility.

The majority of the April 30, 2026 accounts receivable balances are expected to be collected during the first quarter of fiscal year 2027, with the exception of retention amounts on fixed-price contracts which are collected when the entire construction project is completed and all retention funds are paid by the owner.

Working capital was \$57.0 million at April 30, 2026, down from \$64.7 million at April 30, 2025, and the ratio of current assets to current liabilities was 2.2-to-1.0 at April 30, 2026, unchanged from a ratio of 2.2-to-1.0 at April 30, 2025.

No dividends were declared or paid on the Company's common stock during the last two fiscal years. The declaration and payment of any future dividends is at the discretion of the Board of Directors and will depend upon many factors, including the Company's earnings, capital requirements, investment and growth strategies, financial condition, the terms of the Company's indebtedness, which contains provisions that could limit the payment of dividends in certain circumstances, and other factors that the Board of Directors may deem to be relevant.

## **RECENT ACCOUNTING STANDARDS**

See Note 1, Summary of Significant Accounting Policies, to our Consolidated Financial Statements in this Form 10-K for a discussion of new accounting pronouncements, which is incorporated herein by reference.

## **OUTLOOK**

### Financial Outlook

The Company's ability to predict future demand for its products continues to be limited given its role as subcontractor or supplier to dealers for subcontractors. Demand for the Company's products is also dependent upon the number of laboratory and healthcare construction projects planned and/or current progress in projects already under construction. The Company's earnings are also impacted by fluctuations in prevailing pricing for projects in the laboratory construction marketplace and costs of raw materials, including steel, wood, and epoxy resin.

Kewaunee's fiscal year 2026 results highlight the meaningful progress the Company has made on its strategic priorities, particularly in light of the challenging operating environment in which these results were delivered. Kewaunee continued to invest in the Corporate platform required to scale as a public company and accelerate the Company's organic and inorganic growth strategy. The Company also made significant progress in its integration of Nu Aire, positioning the business for improved performance as life sciences market conditions recover, while also strengthening Kewaunee's balance sheet through the servicing and repayment of acquisition-related debt.

Entering fiscal year 2027, the Company remains focused on disciplined capital allocation, operational execution, and serving our customers with excellence.

## **Item 7A. Quantitative and Qualitative Disclosures About Market Risk**

### **Interest Rates**

We are exposed to market risk in the area of interest rates. This exposure is associated with balances outstanding under our PNC loan agreement, which consists of both a revolving credit facility component and two term loans, all of which are priced on a floating rate basis. We had no advances outstanding under our revolving credit facility at April 30, 2026. The total balance of our term loans was \$20.1 million at April 30, 2026, bearing interest at floating rates. We believe that our current exposure to interest rate market risk is not material.

### **Foreign Currency Exchange Rates**

Our results of operations could be affected by factors such as changes in foreign currency exchange rates or weak economic conditions in foreign markets. We derive net sales in U.S. dollars and other currencies, including Indian rupees, Singapore dollars, Canadian dollars, and other currencies. For fiscal year 2026, 22% of net sales were derived in currencies other than U.S. dollars. We incur expenses in currencies other than U.S. dollars relating to specific contracts with customers and for our operations outside the U.S.

Over the long term, net sales to international markets may increase as a percentage of total net sales and, consequently, a greater portion of our business could be denominated in foreign currencies. As a result, operating results may become more subject to fluctuations based upon changes in the exchange rates of certain currencies in relation to the U.S. dollar. To the extent we engage in international sales denominated in U.S. dollars, an increase in the value of the U.S. dollar relative to foreign currencies could make our products less competitive in international markets. This effect is also impacted by costs of raw materials from international sources and costs of our sales, service, and manufacturing locations outside the U.S.

We have foreign currency cash accounts to operate our global business. These accounts are impacted by changes in foreign currency rates. Cash balances at April 30, 2026 of \$8.7 million were held by our subsidiaries and denominated in currencies other than U.S. dollars.

## **Item 8. Financial Statements and Supplementary Data**

	<b><u>Page</u></b>
Consolidated Financial Statements	
Report of Independent Registered Public Accounting Firm (Forvis Mazars, LLP, Raleigh, NC, PCAOB Firm No. 686)	21
Consolidated Statements of Operations—Years ended April 30, 2026 and 2025	22
Consolidated Statements of Comprehensive Income—Years ended April 30, 2026 and 2025	23
Consolidated Statements of Stockholders' Equity—Years ended April 30, 2026 and 2025	24
Consolidated Balance Sheets—April 30, 2026 and 2025	25
Consolidated Statements of Cash Flows—Years ended April 30, 2026 and 2025	26
Notes to Consolidated Financial Statements	28

## **Report of Independent Registered Public Accounting Firm**

To the Stockholders and Board of Directors of Kewaunee Scientific Corporation

### ***Opinion on the Consolidated Financial Statements***

We have audited the accompanying consolidated balance sheets of Kewaunee Scientific Corporation (the "Company") as of April 30, 2026 and 2025, the related consolidated statements of operations, comprehensive income, stockholders' equity and cash flows for each of the years in the two-year period ended April 30, 2026, and the related notes (collectively referred to as the "financial statements"). In our opinion, the financial statements referred to above present fairly, in all material respects, the financial position of the Company as of April 30, 2026 and 2025, and the results of its operations and its cash flows for each of the years in the two-year period ended April 30, 2026, in conformity with accounting principles generally accepted in the United States of America.

### ***Basis for Opinion***

These financial statements are the responsibility of the Company's management. Our responsibility is to express an opinion on the Company's financial statements based on our audits.

We are a public accounting firm registered with the Public Company Accounting Oversight Board (United States) ("PCAOB") and are required to be independent with respect to the Company in accordance with the U.S. federal securities laws and the applicable rules and regulations of the Securities and Exchange Commission and the PCAOB.

We conducted our audits in accordance with the standards of the PCAOB. Those standards require that we plan and perform the audit to obtain reasonable assurance about whether the financial statements are free of material misstatement, whether due to error or fraud. The Company is not required to have, nor were we engaged to perform, an audit of its internal control over financial reporting. As part of our audits, we are required to obtain an understanding of internal control over financial reporting but not for the purpose of expressing an opinion on the effectiveness of the Company's internal control over financial reporting. Accordingly, we express no such opinion.

Our audits included performing procedures to assess the risks of material misstatement of the financial statements, whether due to error or fraud, and performing procedures that respond to those risks. Such procedures include examining, on a test basis, evidence regarding the amounts and disclosures in the financial statements. Our audits also included evaluating the accounting principles used and significant estimates made by management, as well as evaluating the overall presentation of the financial statements. We believe that our audits provide a reasonable basis for our opinion.

### ***Critical Audit Matter***

Critical audit matters are matters arising from the current-period audit of the financial statements that were communicated or required to be communicated to the audit committee and that: (1) relate to accounts or disclosures that are material to the financial statements and (2) involved our especially challenging, subjective, or complex judgments. We determined that there are no critical audit matters.

/s/ Forvis Mazars, LLP

We have served as the Company's auditor since 2020.

**Raleigh, North Carolina**  
**June 26, 2026**

## CONSOLIDATED STATEMENTS OF OPERATIONS

Years Ended April 30

Kewaunee Scientific Corporation

<i>\$ and shares in thousands, except per share amounts</i>	2026	2025
Net sales	\$ 281,999	\$ 240,472
Cost of products sold	201,559	171,615
Gross profit	80,440	68,857
Operating expenses	63,725	51,098
Operating earnings	16,715	17,759
Other income, net	880	240
Interest expense	(3,862)	(3,214)
Earnings before income taxes	13,733	14,785
Income tax expense	3,268	3,202
Net earnings	10,465	11,583
Less: net earnings attributable to the non-controlling interest	847	178
Net earnings attributable to Kewaunee Scientific Corporation	\$ 9,618	\$ 11,405
Net earnings per share attributable to Kewaunee Scientific Corporation stockholders		
Basic	\$ 3.36	\$ 3.98
Diluted	\$ 3.22	\$ 3.83
Weighted average number of common shares outstanding		
Basic	2,863	2,862
Diluted	2,983	2,979

*The accompanying Notes are an integral part of these Consolidated Financial Statements.*

## CONSOLIDATED STATEMENTS OF COMPREHENSIVE INCOME

Years Ended April 30

Kewaunee Scientific Corporation

<b>\$ in thousands</b>	<b>2026</b>	<b>2025</b>
Net earnings	\$ 10,465	\$ 11,583
Other comprehensive loss, net of tax		
Foreign currency translation adjustments	(811)	(421)
Comprehensive income, net of tax	\$ 9,654	\$ 11,162
Less comprehensive income attributable to the non-controlling interest	847	178
Total comprehensive income attributable to Kewaunee Scientific Corporation	<u>\$ 8,807</u>	<u>\$ 10,984</u>

*The accompanying Notes are an integral part of these Consolidated Financial Statements.*

## CONSOLIDATED STATEMENTS OF STOCKHOLDERS' EQUITY

Kewaunee Scientific Corporation

<i>\$ in thousands, except shares and per share amounts</i>	Common Stock	Additional Paid-in Capital	Treasury Stock	Retained Earnings	Accumulated Other Comprehensive Income (Loss)	Total Stockholders' Equity
Balance at April 30, 2024	\$ 7,273	\$ 5,406	\$ (2,051)	\$ 47,514	\$ (3,382)	\$ 54,760
Net earnings attributable to Kewaunee Scientific Corporation	—	—	—	11,405	—	11,405
Other comprehensive loss	—	—	—	—	(421)	(421)
Stock based compensation	80	229	—	—	—	309
Purchase of Treasury Stock, 33,206 shares	—	—	(1,596)	—	—	(1,596)
Balance at April 30, 2025	\$ 7,353	\$ 5,635	\$ (3,647)	\$ 58,919	\$ (3,803)	\$ 64,457
Net earnings attributable to Kewaunee Scientific Corporation	—	—	—	9,618	—	9,618
Other comprehensive loss	—	—	—	—	(811)	(811)
Stock based compensation	70	1,384	—	—	—	1,454
Balance at April 30, 2026	\$ 7,423	\$ 7,019	\$ (3,647)	\$ 68,537	\$ (4,614)	\$ 74,718

*The accompanying Notes are an integral part of these Consolidated Financial Statements.*

## CONSOLIDATED BALANCE SHEETS

April 30	Kewaunee Scientific Corporation	
<i>\$ and shares in thousands, except per share amounts</i>	2026	2025
<b>ASSETS</b>		
<b>Current Assets</b>		
Cash and cash equivalents	\$ 9,950	\$ 14,942
Restricted cash	1,667	2,222
Receivables, less allowance: \$633 (2026); \$530 (2025)	58,738	62,384
Inventories	30,533	32,849
Prepaid expenses and other current assets	4,509	5,966
<b>Total Current Assets</b>	<b>105,397</b>	<b>118,363</b>
Property, plant and equipment, net	22,367	23,174
Right of use assets	10,791	12,965
Deferred income taxes	3,829	3,994
Intangible assets, net	16,294	17,831
Goodwill	12,487	12,487
Other assets	7,146	5,840
<b>Total Assets</b>	<b>\$ 178,311</b>	<b>\$ 194,654</b>
<b>LIABILITIES AND STOCKHOLDERS' EQUITY</b>		
<b>Current Liabilities</b>		
Short-term borrowings	\$ 74	\$ 986
Current portion of financing liability	867	788
Current portion of term loans	4,893	2,903
Current portion of financing lease liabilities	70	96
Current portion of operating lease liabilities	3,775	3,275
Accounts payable	22,455	27,033
Employee compensation and amounts withheld	8,822	9,209
Deferred revenue	4,152	6,073
Other accrued expenses	3,243	3,349
<b>Total Current Liabilities</b>	<b>48,351</b>	<b>53,712</b>
Long-term portion of financing liability	25,765	26,632
Long-term portion of seller notes	—	23,537
Long-term portion of term loans	14,804	10,412
Long-term portion of financing lease liabilities	282	149
Long-term portion of operating lease liabilities	6,287	8,797
Accrued pension and deferred compensation costs	4,807	3,708
Deferred income taxes	913	1,098
Other non-current liabilities	290	364
<b>Total Liabilities</b>	<b>101,499</b>	<b>128,409</b>
<b>Commitments and Contingencies (Note 12)</b>		
<b>Stockholders' Equity</b>		
Common stock, \$2.50 par value, Authorized—5,000 shares; Issued— 2,969 shares (2026); 2,941 shares (2025)		
Outstanding— 2,866 shares (2026); 2,839 shares (2025)	7,423	7,353
Additional paid-in capital	7,019	5,635
Retained earnings	68,537	58,919
Accumulated other comprehensive loss	(4,614)	(3,803)
Common stock in treasury, at cost: 103 shares (2026); 103 shares (2025)	(3,647)	(3,647)
<b>Total Kewaunee Scientific Corporation Stockholders' Equity</b>	<b>74,718</b>	<b>64,457</b>
Non-controlling interest	2,094	1,788
<b>Total Stockholders' Equity</b>	<b>76,812</b>	<b>66,245</b>
<b>Total Liabilities and Stockholders' Equity</b>	<b>\$ 178,311</b>	<b>\$ 194,654</b>

*The accompanying Notes are an integral part of these Consolidated Financial Statements.*

## CONSOLIDATED STATEMENTS OF CASH FLOWS

Years Ended April 30

Kewaunee Scientific Corporation

*\$ in thousands*

	2026	2025
<b>Cash Flows from Operating Activities</b>		
Net earnings	\$ 10,465	\$ 11,583
Adjustments to reconcile net earnings to net cash provided by operating activities:		
Depreciation and amortization	6,281	4,759
Provision for credit losses	343	68
Stock based compensation expense	2,126	1,441
Deferred income taxes	(20)	(2,202)
Accrued payment in kind ("PIK") interest	(935)	935
Amortization of deferred financing costs	567	218
Change in assets and liabilities (net of effect of acquisition):		
Receivables	3,303	(6,738)
Inventories	2,316	3,351
Accounts payable and other accrued expenses	(5,147)	583
Deferred revenue	(1,921)	765
Other, net	1,255	20
Net cash provided by operating activities	<u>18,633</u>	<u>14,783</u>
<b>Cash Flows from Investing Activities</b>		
Capital expenditures	(3,937)	(2,166)
Purchase of business, net of cash acquired	—	(28,735)
Net cash used in investing activities	<u>(3,937)</u>	<u>(30,901)</u>
<b>Cash Flows from Financing Activities</b>		
Dividends paid to non-controlling interest in subsidiaries	(339)	(261)
Proceeds from term loan	—	15,000
Proceeds from first amendment term loan	10,000	—
Repayments on term loans	(3,667)	(1,250)
Repayments on seller notes	(23,000)	—
Proceeds from short-term borrowings	16,384	73,483
Repayments on short-term borrowings	(17,296)	(75,595)
Payments on sale-leaseback financing transaction	(844)	(772)
Proceeds from long-term lease obligations	226	—
Payment of deferred financing costs	—	(1,497)
Payments on long-term lease obligations	(119)	(101)
Taxes paid related to net share settlement of equity awards	(671)	—
Purchase of Treasury Stock	—	(1,596)
Net cash (used in) provided by financing activities	<u>(19,326)</u>	<u>7,411</u>
Effect of exchange rate changes on cash, net	<u>(917)</u>	<u>(67)</u>
<b>Decrease in Cash, Cash Equivalents and Restricted Cash</b>	<b>(5,547)</b>	<b>(8,774)</b>
<b>Cash, Cash Equivalents and Restricted Cash at Beginning of Year</b>	<b>17,164</b>	<b>25,938</b>
<b>Cash, Cash Equivalents and Restricted Cash at End of Year</b>	<b>\$ 11,617</b>	<b>\$ 17,164</b>

*The accompanying Notes are an integral part of these Consolidated Financial Statements.*

**CONSOLIDATED STATEMENTS OF CASH FLOWS (CONT'D)**

<i>\$ in thousands</i>	<b>Years Ended April 30</b>	
	<b>2026</b>	<b>2025</b>
<b>Supplemental Disclosure of Cash Flow Information</b>		
Cash paid for:		
Interest	\$ 3,334	\$ 3,374
Income taxes	\$ 3,560	\$ 3,972
Noncash investing and financing activities:		
Change in debt related to seller note	\$ —	\$ 23,000
Assets obtained under new operating leases	\$ 1,986	\$ 1,243
Assets obtained under new finance leases	\$ 230	\$ 6

*The accompanying Notes are an integral part of these Consolidated Financial Statements.*

## NOTES TO CONSOLIDATED FINANCIAL STATEMENTS

### Note 1—Summary of Significant Accounting Policies

Kewaunee Scientific Corporation and subsidiaries (collectively the "Company") design, manufacture, and install laboratory, healthcare, and technical furniture and infrastructure products. The Company's products include steel and wood casework, fume hoods, adaptable modular systems, moveable workstations, stand-alone benches, biological safety cabinets, and epoxy resin work surfaces and sinks. The Company's acquisition of Nu Aire, Inc. complements Kewaunee's portfolio through Nu Aire's biological safety cabinets, CO2 incubators, ultralow freezers, and other essential laboratory products. The Company's sales are made through purchase orders and contracts submitted by customers directly or through its dealers, its subsidiaries in Singapore and India, and a national stocking distributor. The majority of the Company's products are sold to customers located in North America, primarily within the United States. The Company's laboratory products are used in chemistry, physics, biology and other general science laboratories in the pharmaceutical, biotechnology, industrial, chemical, commercial, educational, government and health care markets. Technical products are used in facilities manufacturing computers and light electronics and by users of computer and networking furniture.

**Principles of Consolidation** The Company's consolidated financial statements include the accounts of Kewaunee Scientific Corporation and its subsidiaries. A brief description of each subsidiary, along with the amount of the Company's controlling financial interests, as of April 30, 2026 is as follows: (1) Nu Aire, Inc., a manufacturing and commercial sales operation in Plymouth, Minnesota, is 100% owned by the Company; (2) Kewaunee Labway Asia Pte. Ltd., a commercial sales organization for the Company's products in Singapore, is 100% owned by the Company; (3) Kewaunee Scientific Corporation Singapore Pte. Ltd., a holding company in Singapore, is 100% owned by the Company; (4) Kewaunee Labway India Pvt. Ltd., a design, installation, manufacturing, assembly and commercial sales operation for the Company's products in Bangalore, India, is 88% owned by the Company; (5) Koncepo Sciencetech International Pvt. Ltd., a laboratory design and strategic advisory and construction management services firm, located in Bangalore, India, is 80% owned by the Company; (6) Kequip Global Lab Solutions Pvt. Ltd. is 70% owned by Kewaunee Scientific Corporation Singapore Pte. Ltd.

All intercompany balances, transactions, and profits have been eliminated.

**Cash and Cash Equivalents** Cash and cash equivalents consist of cash on hand and highly liquid investments with original maturities of three months or less. During the years ended April 30, 2026 and 2025, the Company had cash deposits in excess of FDIC insured limits. The Company has not experienced any losses from such deposits.

The Company includes restricted cash along with the cash balance for presentation in the consolidated statements of cash flows. The reconciliation between the consolidated balance sheet and the consolidated statement of cash flows at April 30 is as follows:

<b>\$ in thousands</b>	<b>2026</b>	<b>2025</b>
Cash and cash equivalents	\$ 9,950	\$ 14,942
Restricted cash	1,667	2,222
Total cash, cash equivalents and restricted cash	\$ 11,617	\$ 17,164

**Restricted Cash** Restricted cash includes bank deposits of subsidiaries used for performance guarantees against customer orders.

**Accounts Receivable and Allowance for Credit Losses** Receivables are stated at the amount owed by the customer, net of allowances for estimated credit losses. The Company evaluates the collectability of its trade accounts receivable based on a number of factors. In circumstances where management is aware of a customer's inability to meet its financial obligations to the Company, or a project dispute makes it unlikely that all of the receivable owed by a customer will be collected, a specific reserve for credit losses is estimated and recorded to reduce the recognized receivable to the estimated amount the Company believes will ultimately be collected. In addition to specific customer identification of potential credit losses, a reserve for credit losses is estimated and recorded based on past loss history and an overall assessment of past due trade accounts receivable amounts outstanding. Accounts are written off when it is clearly established that the receivable is a bad debt. Recoveries of receivables previously written off are recorded when received.

The activity in the allowance for credit losses for each of the years ended April 30 was:

<b>\$ in thousands</b>	<b>2026</b>	<b>2025</b>
Balance at beginning of year	\$ 530	\$ 588
Provision for credit losses	343	68
Write-offs, net	(240)	(126)
Balance at end of year	\$ 633	\$ 530

**Unbilled Receivables** Accounts receivable include unbilled receivables that represent amounts earned which have not yet been billed in accordance with contractually stated billing terms, excluding retention, which is included in other assets. The amount of unbilled receivables, excluding unbilled retention, at April 30, 2026 and 2025 was \$14,163,000 and \$12,693,000, respectively.

**Inventories** The Company's inventories are valued at the lower of cost or net realizable value under the first-in, first-out ("FIFO") method.

**Property, Plant and Equipment** Property, plant and equipment are stated at cost less accumulated depreciation. Depreciation is determined for financial reporting purposes principally on the straight-line method over the estimated useful lives of the individual assets or, for leaseholds, over the terms of the related leases, if shorter. Property, plant and equipment consisted of the following at April 30:

\$ in thousands	2026	2025	Useful Life
Land	\$ 41	\$ 41	N/A
Building and improvements	19,086	18,240	2-40 years
Machinery and equipment	55,248	53,702	2-10 years
Total	74,375	71,983	
Less accumulated depreciation	(52,008)	(48,809)	
Net property, plant and equipment	<u>\$ 22,367</u>	<u>\$ 23,174</u>	

The Company recorded depreciation expense of \$4,744,000 and \$3,990,000 for the fiscal years ended April 30, 2026 and 2025, respectively.

The Company reviews the carrying value of property, plant and equipment for impairment annually or whenever changes in circumstances or events indicate that such carrying value may not be recoverable. If projected undiscounted cash flows are not sufficient to recover the carrying value of the potentially impaired asset, the carrying value is reduced to estimated fair value. There were no impairments in fiscal years 2026 or 2025.

**Acquisition Accounting** On November 1, 2024, the Company completed the acquisition of Nu Aire, Inc. See [Note 4, Nu Aire Acquisition](#), for further details regarding the acquisition. The acquisition was accounted for as a business combination using the acquisition method of accounting in accordance with ASC 805, *Business Combinations*. The purchase price was allocated to the assets acquired and liabilities assumed based on the estimated fair values at the date of acquisition. The excess of the purchase price over the fair value of the net assets acquired was allocated to goodwill.

The fair values of the assets acquired and liabilities assumed were preliminarily determined using the income and cost approaches. In many cases, the determination of the fair values required estimates about discount rates, future expected cash flows and other future events that are judgmental and subject to change. The fair value measurements were primarily based on significant inputs that are not observable in the market and thus represent a Level 3 measurement of the fair value hierarchy as defined in ASC 820, *Fair Value Measurements*. Intangible assets were valued using the multi-period excess earnings method ("MEEM"), or the relief from royalty ("RFR") method, both are income-based approaches. A cost approach was applied for property, plant, and equipment.

The Company believes that the information provided a reasonable basis for estimating the fair values of the acquired assets and assumed liabilities and considers the purchase price allocation finalized as of July 31, 2025, within the measurement period.

**Goodwill and Intangible Assets, Net** Goodwill consists of the excess of the purchase price over the fair value of the net assets acquired as part of the Company's acquisition of Nu Aire. The goodwill arising from the transaction is attributable to the value of the acquired assembled workforce and the premium paid. Intangible assets, net consists of customer relationships, trade names and trademarks, and developed technology. Intangible assets will be amortized on a straight-line basis over the relevant estimated useful life. The Company will conduct its impairment analysis annually, or more frequently if the Company determines potential indicators of impairment exist. There were no impairments in fiscal years 2026 or 2025.

**Other Assets** Other assets at April 30, 2026 and 2025 included \$4,307,000 and \$3,263,000, respectively, of assets held in a trust account for non-qualified benefit plan.

**Use of Estimates** The presentation of consolidated financial statements in conformity with generally accepted accounting principles in the United States of America requires management to make estimates and assumptions that affect the amounts reported in the consolidated financial statements and accompanying notes. Actual results could differ from these estimates. Significant estimates impacting the accompanying consolidated financial statements include the allowance for credit losses, self-insurance reserves, goodwill and other intangible assets, and income taxes.

**Variable Interest Entity** On December 22, 2021, the Company entered into an Agreement for Purchase and Sale of Real Property with CAI Investments Sub-Series 100 LLC (the "Buyer"), for the Company's headquarters and manufacturing facilities (the "Property") located in Statesville, North Carolina (the "Sale Agreement") in exchange for \$30,275,000 in sales proceeds.

The Sale Agreement was finalized on March 24, 2022 and coincided with the Company and CAI Investments Medical Products I Master Lessee LLC ("Lessor"), an affiliate of the Buyer, entering into a lease agreement. The lease arrangement is for a 20-year term. At the same time, the Buyer and its affiliates formed a new, debt-financed affiliate CAI Investments Medical Products I, DST ("Trust") and contributed the Property to the Trust. According to the terms of the lease, the Trust leased the Property to its affiliated Lessor, which in turn sub-leased the Property to the Company (together with the Sale Agreement, the "Sale-Leaseback Arrangement"). The Company concluded that CAI Investments Medical Products I Parent, LLC ("Parent") and its direct affiliates, including the Trust, are designed primarily to acquire and manage the Property and constituted a variable interest entity because the Trust lacked sufficient equity on its own to finance its operations. The Company concluded it should not consolidate Parent or its affiliates under the variable interest model or the voting interest model of ASC 810, *Consolidation*. For additional information on the accounting for the Sale-Leaseback Arrangement, refer to Note 7, Sale-Leaseback Financing Transaction.

**Fair Value of Financial Instruments** A financial instrument is defined as cash equivalents, evidence of an ownership interest in an entity, or a contract that creates a contractual obligation or right to deliver or receive cash or another financial instrument from another party. The Company's financial instruments consist primarily of cash and equivalents, mutual funds, a sale-leaseback financing liability, term loans and short-term borrowings. The carrying value of these assets and liabilities approximate their fair value.

Fair value is defined as the exchange price that would be received for an asset or paid to transfer a liability (an exit price) in the principal or most advantageous market for the asset or liability in an orderly transaction between market participants on the measurement date. Expanded disclosures about instruments measured at fair value require the Company to maximize the use of observable inputs and minimize the use of unobservable inputs when measuring fair value.

The fair value hierarchy is based on three levels of inputs, of which the first two are considered observable and the last unobservable, that may be used to measure fair value as follows:

- Level 1 Quoted prices in active markets for identical assets or liabilities as of the reporting date.
- Level 2 Inputs other than Level 1 that are observable, either directly or indirectly, such as quoted prices for similar assets or liabilities; quoted prices in markets that are not active; or other inputs that are observable or can be corroborated by observable market data for substantially the full term of the assets or liabilities as of the reporting date.
- Level 3 Unobservable inputs that are supported by little or no market activity and that are significant to the fair value of the assets or liabilities.

The following tables summarize the Company's fair value hierarchy for its financial assets and liabilities measured at fair value on a recurring and nonrecurring basis as of April 30, 2026 and 2025 (in thousands):

	2026			
	Level 1	Level 2	Level 3	Total
<b>Financial Assets</b>				
Trading securities held in non-qualified compensation plans <sup>(1)</sup>	\$ 2,720	\$ —	\$ —	\$ 2,720
Cash surrender value of life insurance policies <sup>(1)</sup>	—	1,587	—	1,587
Total	\$ 2,720	\$ 1,587	\$ —	\$ 4,307
<b>Financial Liabilities</b>				
Non-qualified compensation plans <sup>(2)</sup>	\$ —	\$ 4,807	\$ —	\$ 4,807
Total	\$ —	\$ 4,807	\$ —	\$ 4,807

	2025			
	Level 1	Level 2	Level 3	Total
<b>Financial Assets</b>				
Trading securities held in non-qualified compensation plans <sup>(1)</sup>	\$ 1,861	\$ —	\$ —	\$ 1,861
Cash surrender value of life insurance policies <sup>(1)</sup>	—	1,403	—	1,403
Total	\$ 1,861	\$ 1,403	\$ —	\$ 3,264
<b>Financial Liabilities</b>				
Non-qualified compensation plans <sup>(2)</sup>	\$ —	\$ 3,708	\$ —	\$ 3,708
Total	\$ —	\$ 3,708	\$ —	\$ 3,708

- (1) The Company maintains two non-qualified compensation plans which include investment assets in a rabbi trust. These assets consist of marketable securities, which are valued using quoted market prices multiplied by the number of shares owned, and life insurance policies, which are valued at their cash surrender value.
- (2) Plan liabilities are equal to the individual participants' account balances and other earned retirement benefits.

**Revenue Recognition** Revenue is measured as the amount of consideration the Company expects to receive in exchange for transferring products. The Company recognizes revenue when control of a good or service promised in a contract (i.e., performance obligation) is transferred to a customer. Control is obtained when a customer has the ability to direct the use of and obtain substantially all of the remaining benefits from that good or service. The majority of the Company's revenues are recognized over time as the customer receives control as the Company performs work under a contract. However, a portion of the Company's revenues are recognized at a point-in-time as control is transferred at a distinct point in time per the terms of a contract. Sales taxes that are collected from customers and remitted to governmental authorities are accounted for on a net basis and therefore are excluded from net sales. Certain customers' cash discounts and volume rebates are offered as sales incentives. The discounts and volume rebates are recorded as a reduction in sales at the time revenue is recognized in an amount estimated based on historical experience and contractual obligations.

Deferred revenue consists of customer deposits and advance billings of the Company's products where sales have not yet been recognized. Shipping and handling costs are included in cost of product sales. Because of the nature and quality of the Company's products, any warranty issues are determined in a relatively short period after the sale and are infrequent in nature, and as such, warranty costs are immaterial to the Company's consolidated financial position and results of operations and are expensed as incurred.

**Credit Concentration** The Company performs credit evaluations of its customers. Revenues from two of the Company's domestic dealers and its national stocking distributor represented in the aggregate approximately 34% and 41% of the Company's sales in fiscal years 2026 and 2025, respectively. Accounts receivable for two domestic customers represented approximately 19% and 26% of the Company's total accounts receivable as of April 30, 2026 and 2025, respectively.

**Insurance** The Company maintains a self-insured health-care program. The Company accrues estimated losses for claims incurred but not reported using assumptions based on historical loss experience. The Company has also purchased specific stop-loss insurance to limit claims above a certain amount. The Company adjusts insurance reserves, as needed, in the event that future loss experience differs from historical loss patterns.

**Income Taxes** In accordance with ASC 740, *Income Taxes* ("ASC 740"), the Company uses the liability method in measuring the provision for income taxes and recognizing deferred income tax assets and liabilities on the consolidated balance sheets. ASC 740 clarifies the financial statement recognition threshold and measurement attribute of a tax position taken or expected to be taken in a tax return. Under ASC 740, the Company evaluates the realization of all deferred income tax assets and determines if a valuation allowance is required on an annual basis. Under ASC 740, the Company applies a more-likely-than-not recognition threshold for all tax uncertainties. ASC 740 only allows the recognition of those tax benefits that have a greater than 50% likelihood of being sustained upon examination by the taxing authorities. The Company did not have any significant uncertain tax positions at April 30, 2026 or 2025.

**Research and Experimentation Expenditures** Research and experimentation expenditures are charged to cost of products sold in the periods incurred. Expenditures for research and experimentation expenditures were \$898,000 and \$919,000 for the fiscal years ended April 30, 2026 and 2025, respectively.

**Advertising Costs** Advertising costs are expensed as incurred, and include trade shows, training materials, and other related expenses and are included in operating expenses. Advertising costs for the years ended April 30, 2026 and 2025 were \$1,502,000 and \$912,000, respectively.

**Foreign Currency Translation** The financial statements of subsidiaries located in India are measured using the local currency as the functional currency. Effective May 1, 2022, Kewaunee Scientific Corporation Singapore Pte. Ltd. transitioned to using the U.S. dollar as its functional currency. The financial position and operating results of Kewaunee Labway Asia Pte. Ltd. are also measured using the U.S. dollar as its functional currency. Assets and liabilities of the Company's foreign subsidiaries using local currencies are translated into United States dollars at fiscal year-end exchange rates. Sales, expenses, and cash flows are translated at weighted average exchange rates for each period. Net translation gains or losses are included in other comprehensive income, a separate component of stockholders' equity. Gains and losses from foreign currency transactions of these subsidiaries are included in operating expenses.

**Earnings Per Share** Basic earnings per share is based on the weighted average number of common shares outstanding during the year. Diluted earnings per share reflects the assumed exercise of outstanding stock options and the conversion of restricted stock units ("RSUs") under the Company's various stock compensation plans, except when RSUs and stock options have an antidilutive effect. There were no antidilutive RSUs at April 30, 2026 and at April 30, 2025.

The following is a reconciliation of basic to diluted weighted average common shares outstanding:

Shares in thousands	2026	2025
Weighted average common shares outstanding		
Basic	2,863	2,862
Dilutive effect of stock options and RSUs	120	117
Weighted average common shares outstanding—diluted	2,983	2,979

**Accounting for Stock Options and Other Equity Awards** Compensation costs related to stock options and other stock awards granted by the Company are charged against operating expenses during their vesting period, under ASC 718, *Compensation—Stock Compensation*. Forfeitures are accounted for in the period in which the awards are forfeited. The Company granted 72,728 RSUs under the 2023 Omnibus Incentive Plan in fiscal year 2026 and 62,326 RSUs in fiscal year 2025 under the 2023 Omnibus Incentive Plan. There were no stock options granted during fiscal years 2026 and 2025. (See [Note 9](#), *Stock Options and Share-Based Compensation*.)

**Segment Reporting** Operating segments are defined as components of an enterprise about which separate discrete information is available for evaluation by the chief operating decision maker ("CODM"), or decision-making group, in deciding how to allocate resources and in assessing performance. The Company's Chief Executive Officer ("CEO") is the Company's CODM. In accordance with ASC 280, *Segment Reporting*, the Company determined that the CODM assesses the Company's operations and manages its businesses in two segments : Lab Products Group ("LPG") and International. The LPG segment consists of the Company's operations based out of Statesville, North Carolina, and Kewaunee's subsidiary, Nu Aire, Inc., based out of Plymouth, Minnesota. The International segment consists of the foreign subsidiaries identified above. The Company changed the name of the Domestic reportable segment to Lab Products Group during the fourth quarter of fiscal year 2026. This change better aligns with the segment's business activities, structure, and strategy. The segment name change had no impact on the composition of the Company's reportable segments or on previously reported financial position, results of operations, cash flows, or segment operating results.

We measure our segment profitability based on earnings before income taxes. Some Corporate expenses, such as those related to executive management, finance, etc., are allocated to the segments. Any non-allocated Corporate costs are shown separately in our segment reporting as presented in [Note 14](#), *Segment Information*. See [Note 14](#), *Segment Information*. for further segment financial data.

**New Accounting Standards** In December 2023, the FASB issued ASU 2023-09, "*Income Taxes (Topic 740) - Improvements for Income Tax Disclosures*," which requires public business entities to, on an annual basis, (1) disclose specific categories in the rate reconciliation and (2) provide additional information for reconciling items that meet a quantitative threshold. This ASU also provides for additional disclosure requirements to provide clarity for investors related to income tax disclosures. This guidance is effective for annual periods beginning after December 15, 2024. The Company adopted this standard for its annual reporting in fiscal year 2026. The adoption of this standard did not have a significant impact on the Company's consolidated financial position or results of operations.

In November 2024, the FASB issued ASU 2024-03, "*Income Statement - Reporting Comprehensive Income - Expense Disaggregation Disclosures (Subtopic 220-40)*," which requires public business entities to provide disclosure of additional information about certain identified costs and expenses on both an interim and annual basis. In January 2025, the FASB issued ASU 2025-01, "*Income Statement - Reporting Comprehensive Income - Expense Disaggregation Disclosures (Subtopic 220-40); Clarifying the Effective Date*," which provided clarification regarding the effective dates of annual and interim disclosure requirements presented in ASU 2024-03. Upon consideration of the clarification in 2025-01, the guidance in ASU 2024-03 is

effective for annual reporting periods beginning after December 15, 2026, and interim periods beginning within annual reporting periods beginning after December 15, 2027. The Company will adopt this standard in fiscal year 2028 for annual disclosures and fiscal year 2029 for interim disclosures. The Company does not expect the adoption of this standard to have a significant impact on the Company's consolidated financial position or results of operations.

## **Note 2 - Revenue Recognition**

The Company recognizes revenue when control of a good or service promised in a contract (i.e., performance obligation) is transferred to a customer. Control is obtained when a customer has the ability to direct the use of and obtain substantially all of the remaining benefits from that good or service. The majority of the Company's revenues are recognized over time as the customer receives control as the Company performs work under a contract. However, a portion of the Company's revenues are recognized at a point-in-time as control is transferred at a distinct point in time per the terms of a contract.

### **Performance Obligations**

A performance obligation is a distinct good or service or bundle of goods and services that is distinct or a series of distinct goods or services that are substantially the same and have the same pattern of transfer. The Company identifies performance obligations at the inception of a contract and allocates the transaction price to individual performance obligations to reasonably reflect the Company's performance in transferring control of the promised goods or services to the customer. The Company has elected to treat shipping and handling as a fulfillment activity instead of a separate performance obligation.

The following are the primary performance obligations identified by the Company:

#### *Laboratory Furniture*

The Company principally generates revenue from the manufacture of custom laboratory, healthcare, and technical furniture and infrastructure products (herein referred to as "laboratory furniture"). The Company's products include steel and wood casework, fume hoods, adaptable modular systems, moveable workstations, stand-alone benches, biological safety cabinets, and epoxy resin work surfaces and sinks. Customers can benefit from each piece of laboratory furniture on its own or with resources readily available in the marketplace such as separately purchased installation services. Each piece of laboratory furniture does not significantly modify or customize other laboratory furniture, and the pieces of laboratory furniture are not highly interdependent or interrelated with each other. The Company can, and frequently does, break portions of contracts into separate "runs" to meet manufacturing and construction schedules. As such, each piece of laboratory furniture is considered a separate and distinct performance obligation. The majority of the Company's products are customized to meet the specific architectural design and performance requirements of laboratory planners and end users. The finished laboratory furniture has no alternative use to the Company and the Company has an enforceable right to payment for performance completed to date. As such, revenue from the sales of customized laboratory furniture is recognized over time once the customization process has begun, using the units-of-production output method to measure progress towards completion. There is not a material amount of work-in-process for which the customization process has begun at the end of a reporting period. The Company believes this output method most reasonably reflects the Company's performance because it directly measures the value of the goods transferred to the customer. For standardized products sold by the Company, revenue is recognized when control transfers, which is typically freight on board shipping point.

#### *Warranties*

All orders contain a standard warranty that warrants that the product is free from defects in workmanship and materials under normal use and conditions for a limited period of time. Due to the nature and quality of the Company's products, any warranty issues have historically been determined in a relatively short period after the sale, have been infrequent in nature, and have been immaterial to the Company's financial position and results of operations. The Company's standard warranties are not considered a separate and distinct performance obligation as the Company does not provide a service to customers beyond assurance that the covered product is free of initial defects. Costs of providing these short term assurance warranties are immaterial and, accordingly, are expensed as incurred. Extended separately priced warranties are available which can last up to ten years. Extended warranties are considered separate performance obligations as they are individually priced options providing assurances that the products are free of defects.

#### *Installation Services*

The Company sometimes performs installation services for customers. The scope of installation services primarily relates to setting up and ensuring the proper functioning of the laboratory furniture. In certain markets, the Company may provide a broader range of installation services involving the design and installation of the laboratory's mechanical services. Installation services can be, and often are, performed by third parties and thus may be distinct from the Company's products. Installation services create or enhance assets that the customer controls as the installation services are provided. As such, revenue from installation services is

recognized over time, as the installation services are performed using the cost input method, as there is a direct relationship between the Company's inputs and the transfer of control by means of the performance of installation services to the customer.

### *Custodial Services*

It is common in the laboratory and healthcare furniture industries for customers to request delivery at specific future dates, as products are often to be installed in buildings yet to be constructed. Frequently, customers will request the manufacture of these products prior to the customer's ability or readiness to receive the product due to various reasons such as changes to or delays in the construction of the building. As such, from time to time Kewaunee's customers require us to provide custodial services for their laboratory furniture. Custodial services are frequently provided by third parties and do not significantly alter the other goods or services covered by the contract and as such are considered a separate and distinct performance obligation. Custodial services are simultaneously received and consumed by the customer and as such revenue from custodial services is recognized over time using a straight-line time-based measure of progress towards completion, because the Company's services are provided evenly throughout the performance period.

### **Payment Terms and Transaction Prices**

The Company's contracts with customers are generally fixed-price and do not contain variable consideration or a general right of return or refund. The Company's contracts with customers contain terms typical for Kewaunee's industry, including withholding a portion of the transaction price until after the goods or services have been transferred to the customer (i.e., "retainage"). The Company does not recognize this as a significant financing component because the primary purpose of retainage is to provide the customer with assurance that the Company will perform its obligations under the contract, rather than to provide financing to the customer.

### **Allocation of Transaction Price**

The Company's contracts with customers may cover multiple goods and services, such as differing types of laboratory furniture and installation services. For these arrangements, each good or service is evaluated to determine whether it represents a distinct performance obligation. The total transaction price is then allocated to the distinct performance obligations based on their relative standalone selling price at the inception of the arrangement. If available, the Company utilizes observable prices for goods or services sold separately to similar customers in similar circumstances to determine its relative standalone selling price. Otherwise, list prices are used if they are determined to be representative of standalone selling prices. If neither of these methods are available at contract inception, such as when the Company does not sell the product or service separately, judgment may be required and the Company determines the standalone selling price using one, or a combination of, the adjusted market assessment or expected cost-plus margin approaches.

### **Practical Expedients Used**

The Company has elected the following practical expedients:

- The portfolio approach was applied in evaluating the accounting for the cost of obtaining a contract.
- Payment terms with the Company's customers which are one year or less are not considered a significant financing component.
- The Company excludes from revenues taxes it collects from customers that are assessed by a government authority. This is primarily relevant to domestic sales but also includes taxes on some international sales which are also excluded from the transaction price.
- The Company's incremental cost to obtain a contract is limited to sales commissions. The Company applies the practical expedient to expense commissions as incurred for contracts having a duration of one year or less. Sales commissions related to contracts with a duration of greater than one year are immaterial to the Company's consolidated financial position and results of operations and are also expensed as incurred.

### **Disaggregated Revenue**

A summary of net sales transferred to customers at a point in time and over time for the twelve months ended April 30 is as follows (in thousands):

	<b>2026</b>		
	<b>LPG</b>	<b>International</b>	<b>Total</b>
Over Time	\$ 129,853	\$ 67,113	\$ 196,966
Point in Time	85,033	—	85,033
<b>Total Revenue</b>	<b>\$ 214,886</b>	<b>\$ 67,113</b>	<b>\$ 281,999</b>

	2025		
	LPG	International	Total
Over Time	\$ 132,723	\$ 61,074	\$ 193,797
Point in Time	46,675	—	46,675
Total Revenue	\$ 179,398	\$ 61,074	\$ 240,472

### Contract Balances

The closing balances of contract assets included \$14,163,000 in accounts receivable at April 30, 2026. The closing balance of contract assets arising from contracts with customers included \$12,693,000 in accounts receivable at April 30, 2025. The closing and opening balances of contract liabilities included in deferred revenue arising from contracts with customers were \$4,152,000 at April 30, 2026 and \$6,073,000 at April 30, 2025. The timing of revenue recognition, billings and cash collections results in accounts receivable, unbilled receivables, and deferred revenue which is disclosed on the consolidated balance sheets and in the notes to the consolidated financial statements. In general, the Company receives payments from customers based on a billing schedule established in its contracts. Unbilled receivables represent amounts earned which have not yet been billed in accordance with contractually stated billing terms. Accounts receivable are recorded when the right to consideration becomes unconditional and the Company has a right to invoice the customer. Deferred revenue relates to payments received in advance of performance under the contract. Deferred revenue is recognized as revenue as the Company performs under the contract.

During the fiscal year ended April 30, 2026, changes in contract assets and liabilities were not materially impacted by any other factors. Approximately 97% of the contract liability balance at April 30, 2026 is expected to be recognized as revenue during fiscal year 2027, with the remaining balance primarily related to international operations, which generally have longer delivery and collection cycles.

### Note 3—Inventories

Inventories consisted of the following at April 30:

<i>(in thousands)</i>	2026	2025
Finished goods	\$ 4,704	\$ 5,543
Work-in-process	5,614	3,784
Materials and components	20,215	23,522
Total inventories	\$ 30,533	\$ 32,849

At April 30, 2026 and 2025, the Company's international subsidiaries' inventories were \$2,848,000 and \$2,845,000, respectively, measured using the lower of cost or net realizable value under the FIFO method and are included in the above tables.

### Note 4—Nu Aire Acquisition

On November 1, 2024 (the "Closing Date"), the Company completed the acquisition of Nu Aire, Inc. ("Nu Aire"), a leading manufacturer of equipment for a diverse range of laboratory and pharmacy environments, by acquiring all of the Nu Aire capital stock that was issued and outstanding as of the date of acquisition (the "Transaction"). The Transaction expanded the Company's capabilities, allowing the combined organization to better meet the needs of end-users in laboratory furnishings and accelerating the Company's vision of becoming the market leader in the design and manufacturing of laboratory furniture and technical products essential for outfitting laboratories.

The Company purchased all the outstanding stock of Nu Aire for \$55.0 million, subject to certain adjustments for debt, cash, transaction expenses, and net working capital resulting in aggregate acquisition consideration of \$53.0 million as shown in the table below. \$23.0 million of the purchase price payable at closing of the Transaction was funded pursuant to subordinated seller notes. The remaining purchase price payable at closing of the Transaction was paid in cash, which cash was funded, in part, through the Revolving Credit Facility (as defined in [Note 6, Long-term Debt and Other Credit Arrangements](#)), and Term Loan (as defined in [Note 6, Long-term Debt and Other Credit Arrangements](#)), provided to the Company by PNC Bank, National Association ("PNC").

The following table summarizes the aggregate acquisition consideration for Nu Aire:

<i>(\$ in thousands)</i>	
Cash paid to Nu Aire	\$ 29,669
Subordinated Promissory Notes due to Nu Aire	23,000
Payment of Nu Aire transaction expenses	311
Purchase Price	<u>\$ 52,980</u>

The Transaction was accounted for as a business combination using the acquisition method of accounting in accordance with ASC 805, *Business Combinations*. The purchase price was allocated to the assets acquired and liabilities assumed based on the estimated fair values at the date of acquisition. The excess of the purchase price over the fair value of the net assets acquired was allocated to goodwill, none of which is expected to be deductible for tax purposes. Goodwill arising from the Transaction is attributable to the value of the acquired assembled workforce and the premium paid.

The purchase price recorded for Nu Aire was allocated as follows:

<i>(\$ in thousands)</i>	<b>Final Allocation As Adjusted</b>
<b>Assets acquired:</b>	
Cash and cash equivalents	\$ 1,245
Receivables	10,650
Inventories	15,522
Prepaid expenses and other current assets	852
Property, plant and equipment	7,349
Other intangible assets	18,600
Goodwill	12,487
Right of use assets	7,376
Other assets	7
<b>Total assets acquired</b>	<u>74,088</u>
<b>Liabilities assumed:</b>	
Current portion of operating lease liabilities	(965)
Accounts payable	(4,318)
Employee compensation and amounts withheld	(2,642)
Deferred revenue	(935)
Other accrued expenses	(1,591)
Long-term portion of operating lease liabilities	(5,167)
Deferred income taxes	(5,490)
<b>Total liabilities assumed</b>	<u>(21,108)</u>
<b>Preliminary aggregate acquisition consideration</b>	<u>\$ 52,980</u>

The purchase price allocation was finalized as of July 31, 2025, within the measurement period, and no further adjustments will be made. During the year ended April 30, 2025, the Company recorded a \$1.8 million measurement period adjustment to increase inventory as a result of revised capitalized variances related to work-in-progress as of the acquisition date, with a corresponding decrease to Goodwill, net of the tax impact. The net effect of these adjustments would have resulted in an insignificant decrease in cost of products sold recorded during the year ended April 30, 2025. The measurement period adjustments were recorded in our consolidated financial statements as of and for the year ended April 30, 2025.

The above fair values of assets acquired and liabilities assumed are based on the information that was available as of the reporting date. The fair values of the assets acquired and liabilities assumed were determined using the income and cost approaches. In many cases, the determination of the fair values required estimates about discount rates, future expected cash flows and other future events that are judgmental and subject to change. The fair value measurements were primarily based on significant inputs that are not observable in the market and thus represent a Level 3 measurement of the fair value hierarchy as defined in ASC 820, *Fair Value Measurements*. Intangible assets consisting of customer relationships, trade names and trademarks, and developed technology were valued using the multi-period excess earnings method ("MEEM") method, or the relief from royalty ("RFR") method, both are income-based approaches. A cost approach was applied for property, plant, and equipment.

- Customer relationship intangible assets were valued using the MEEM method. The significant assumptions used include the estimated annual net cash flows (including appropriate revenue and profit attributable to the asset, customer attrition rates, applicable tax rate, and contributory asset charges, among other factors), the discount rate reflecting the risks inherent in the future cash flow stream, an assessment of the asset's life cycle and the tax amortization benefit, among other factors.
- The trade names and trademarks and developed technology intangibles were valued using the RFR method. The significant assumptions used include the estimated annual net cash flows (including appropriate revenue attributable to the asset, applicable tax rate, royalty rate, and other factors such as technology related obsolescence rates), the discount rate, reflecting the risks inherent in the future cash flow stream, and the tax amortization benefit, among other factors.
- The cost approach, which estimates value by determining the current cost of replacing an asset with another of equivalent economic utility, was used for property, plant, and equipment. The cost to replace a given asset reflects the estimated reproduction or replacement cost for the property, less an allowance for loss in value due to depreciation.

The Company believes that the information provided a reasonable basis for estimating the fair values of the acquired assets and assumed liabilities and considers the purchase price allocation finalized as of July 31, 2025, within the measurement period.

The amounts allocated to intangible assets are as follows:

<i>(\$ in thousands)</i>	<b>Preliminary Fair Value</b>	<b>Estimated Useful Life</b>
Customer relationships	\$ 9,800	10 years
Trade names and trademarks	4,900	Indefinite
Developed technology	3,900	7 years
Intangible assets acquired	<u>\$ 18,600</u>	

The following unaudited supplemental pro forma combined financial information presents the Company's results of operations for the twelve months ended April 30, 2025 as if the acquisition of Nu Aire had occurred on May 1, 2023. The pro forma financial information is presented for comparative purposes only and is not necessarily indicative of the Company's operating results that may have actually occurred had the acquisition of Nu Aire been completed on May 1, 2023. In addition, the unaudited pro forma financial information does not give effect to any anticipated cost savings, operating efficiencies, or other synergies that may be associated with the Transaction, or any estimated costs that have been or will be incurred by the Company to integrate the assets and operations of Nu Aire.

<i>(\$ in thousands, except per share amounts)</i>	<b>Twelve Months Ended April 30,</b>	
	<b>2026</b>	<b>2025</b>
	<i>(actual)</i>	<i>(pro forma)</i>
Net sales	\$ 281,999	\$ 276,696
Net earnings	9,618	11,661
Net earnings per share attributable to Kewaunee Scientific Corporation stockholders:		
Basic	\$ 3.36	\$ 4.07
Diluted	\$ 3.22	\$ 3.91

## Note 5—Goodwill & Other Intangible Assets

In connection with the Nu Aire Acquisition, on November 1, 2024, the Company recorded goodwill of \$14.2 million on its Consolidated Balance Sheet. See [Note 4, Nu Aire Acquisition](#) for additional information. No impairment losses on goodwill were recorded during the twelve months ended April 30, 2026 or 2025. The ending balance of goodwill at April 30, 2026 was approximately \$12.5 million after the impact of the measurement adjustment discussed in [Note 4, Nu Aire Acquisition](#). See [Note 4, Nu Aire Acquisition](#), for further information.

Also in connection with the Nu Aire Acquisition, the Company recorded other intangible assets on November 1, 2024 of \$18.6 million on its Consolidated Balance Sheet. See [Note 4, Nu Aire Acquisition](#) for additional information. The gross carrying amount and accumulated amortization of the Company's intangible assets other than goodwill as of April 30, 2026 and April 30, 2025, respectively, were as follows:

(\$ in thousands)	Estimated Useful Life	April 30, 2026		
		Gross Carrying Amount	Accumulated Amortization	Net Carrying Amount
Customer relationships	10 years	\$ 9,800	\$ (1,470)	\$ 8,330
Trade names and trademarks	Indefinite	4,900	—	4,900
Developed technology	7 years	3,900	(836)	3,064
Total		<u>\$ 18,600</u>	<u>\$ (2,306)</u>	<u>\$ 16,294</u>

(\$ in thousands)	Estimated Useful Life	April 30, 2025		
		Gross Carrying Amount	Accumulated Amortization	Net Carrying Amount
Customer relationships	10 years	\$ 9,800	\$ (490)	\$ 9,310
Trade names and trademarks	Indefinite	4,900	—	4,900
Developed technology	7 years	3,900	(279)	3,621
Total		<u>\$ 18,600</u>	<u>\$ (769)</u>	<u>\$ 17,831</u>

The Company recorded amortization expense of \$1.5 million and \$0.8 million for the fiscal year ended April 30, 2026 and 2025, respectively. Expected future amortization expense related to intangible assets, net as of April 30, 2026, excluding trade names and trademarks, are as follows:

(\$ in thousands)	
2027	\$ 1,537
2028	1,537
2029	1,537
2030	1,537
2031	1,537
Thereafter	3,709
Total	<u>\$ 11,394</u>

No impairment losses on intangible assets, net were recorded during the fiscal year ended April 30, 2026 or 2025.

## Note 6—Long-term Debt and Other Credit Arrangements

The components of the Company's long-term debt, excluding lease, deferred financing costs of \$0.4 million and \$0.8 million related to the debt, and sale-leaseback related activity, as presented on the Consolidated Balance Sheet as of April 30, 2026 and 2025, respectively, were as follows:

<i>(\$ in thousands)</i>	<b>April 30, 2026</b>	<b>April 30, 2025</b>
Seller Notes	\$ —	\$ 23,935
Term Loan	10,750	13,750
First Amendment Term Loan	9,333	—
Total outstanding balance under Amended Loan Agreement	20,083	13,750
<b>Total long-term debt</b>	<b>\$ 20,083</b>	<b>\$ 37,685</b>
Current portion of Term Loan	\$ 3,000	\$ 3,000
Current portion of First Amendment Term Loan	2,000	—
Current portion of Amended Loan Agreement balance	5,000	3,000
Total current portion of long-term debt	5,000	3,000
Seller Notes	—	23,935
Non-current portion of Term Loan	7,750	10,750
Non-current portion of First Amendment Term Loan	7,333	—
Non-current portion of Amended Loan Agreement balance	15,083	10,750
Total non-current portion of long-term debt	15,083	34,685
<b>Total long-term debt</b>	<b>\$ 20,083</b>	<b>\$ 37,685</b>

See [Note 12, Leases, Commitments and Contingencies](#), for more information on any long-term debt related to the Company's lease portfolio and [Note 7, Sale-Leaseback Financing Transaction](#), for more information on any long-term debt related to the Company's sale-leaseback financing transaction.

### PNC Loan Agreement

As noted in [Note 4, Nu Aire Acquisition](#), the Company entered into a Loan Agreement (the "Loan Agreement") with PNC on November 1, 2024. The loans governed by the Loan Agreement include (i) a \$20.0 million committed senior secured revolving line of credit facility (the "Revolving Credit Facility"), which contains an option to increase the facility upon request by the Company and approval by PNC, in its discretion, by an additional \$10.0 million; and (ii) a \$15.0 million term loan (the "Term Loan"). The Revolving Credit Facility and Term Loan mature on November 1, 2029.

On December 4, 2025, the Company entered into a First Amendment to Loan Agreement ("First Amendment") with PNC. The First Amendment amends the Loan Agreement (together with the "First Amendment," the "Amended Loan Agreement") between the Company and PNC to, among other things, (i) permit the Company to repay in full the outstanding principal balances of the subordinated seller notes issued by the Company in connection with its acquisition of Nu Aire in November 2024, together with all accrued but unpaid interest thereon (the "Seller Note Repayment"), (ii) provide for an additional \$10.0 million term loan the proceeds of which are to be used by the Company to partially fund the Seller Note Repayment (the "First Amendment Term Loan" and together with the Term Loan, the "Term Loans"), and (iii) permit the Company to draw and use available funds under the revolving line of credit established by the Loan Agreement to partially fund the Seller Note Repayment. The First Amendment Term Loan matures on December 4, 2030.

The Revolving Credit Facility and the Term Loan can be paid at any time without penalty.

At April 30, 2026 and 2025, no advances were outstanding under the Revolving Credit Facility, respectively. Amounts available under the Revolving Credit Facility were \$20,000,000 at April 30, 2026 and 2025, respectively.

For the Revolving Credit Facility, the interest rate will be selected by the Company at each advance from one of two options. Option 1 is a base rate option. Option 2 is a daily secured overnight financing rate. There is an unused fee of 0.15% to 0.25%, determined by the ratio of senior debt to the Company's EBITDA, of the unused daily balance of the Revolving Credit Facility. For the Term Loan, the principal will be paid in 60 substantially equal monthly installments over the term of the Loan Agreement. For the First Amendment, the principal will be paid in 59 substantially equal monthly installments over the term of the agreement. Interest will be paid at the same time and calculated on the outstanding principal balance at an interest rate equal to the rate under Option 2 of the Revolving Credit Facility. The borrowing rate on the Term Loans was 5.27% as of April 30, 2026, compared to 5.96% as of April 30, 2025. The Company recorded interest expense of \$904,000 and \$486,000 related to the Term Loans for the fiscal year ending April 30, 2026 and 2025, respectively.

The Amended Loan Agreement has customary reporting covenants. The principal financial covenants require that (1) the Company maintain on a consolidated basis a ratio of senior funded indebtedness to EBITDA of not more than 2.50 to 1.00 and (2) a fixed charge coverage ratio of at least 1.20 to 1.00. The Loan Agreement also contains covenants prohibiting under certain circumstances (1) the incurrence of certain indebtedness, (2) the granting of security interests by the Company to persons other than PNC, (3) the delivery of guaranties for debts of third parties, and (4) certain transactions not in the ordinary course of business. At April 30, 2026 and 2025, the Company was in compliance with all of the financial covenants under the Loan Agreement.

Future minimum payments under the Amended Loan Agreement for the fiscal years ending April 30 are as follows:

<i>(\$ in thousands)</i>	
2027	\$ 5,000
2028	5,000
2029	5,000
2030	3,750
2031	1,333
Thereafter	—
<b>Total</b>	<b>\$ 20,083</b>

### **Seller Notes**

As noted in Note 4, Nu Aire Acquisition, \$23.0 million of the aggregate purchase price paid in the Nu Aire Acquisition was paid by the issuance of subordinated seller notes (the "Seller Notes") entered into by the Company on November 1, 2024. The Seller Notes accrued interest at 8% per annum and were scheduled to mature on November 1, 2027, at which time the outstanding principal amount and all unpaid accrued interest were to become due and payable by the Company.

On December 4, 2025, the Company completed the Seller Note Repayment. Pursuant to the terms of the Seller Notes, the Seller Notes could be prepaid, in full or in part, at any time without prepayment penalty, premium, or other fee. Upon completion of the Seller Note Repayment, all obligations, covenants, debts and liabilities of the Company under the Seller Notes were satisfied and discharged in full, and the Seller Notes and all other documents entered into in connection with the Seller Notes were terminated.

Prior to the Seller Note Repayment, the Company accrued \$905,000 in PIK interest for the six month period ended October 31, 2025 and \$935,000 for the fiscal year ended April 30, 2025. The Company made a payment of \$1,840,000 during the period ended October 31, 2025 for its accrued PIK interest, resulting in a PIK interest balance of zero as of October 31, 2025. As part of the Seller Note Repayment, the Company repaid the outstanding Seller Notes balance of \$23.0 million and accrued but unpaid interest balance of \$173,000. The Company incurred \$0.3 million in related expenses as a result of the Seller Note Repayment.

### **Mid Cap Revolving Credit Facility**

On December 19, 2022, the Company entered into a Credit and Security Agreement (the "Credit Agreement") with Mid Cap Funding IV Trust, as agent (the "Agent"), and the lenders from time to time party thereto (collectively, the "Lenders"). The Credit Agreement provided for a secured revolving line of credit initially up to \$15.0 million (the "Mid Cap Revolving Credit Facility"). Availability under the Mid Cap Revolving Credit Facility was subject to a borrowing base calculated in accordance with the terms of the Credit Agreement and on the basis of eligible accounts and inventory and certain other reserves and adjustments. Pursuant to the Credit Agreement, the Company granted to the Agent, for itself and the Lenders, a first priority security interest in all existing and future acquired assets owned by the Company. Except as set forth in the Credit Agreement, borrowings under the Mid Cap Revolving Credit Facility bore interest at a rate equal to Term SOFR (Secured Overnight Financing Rate) plus 4.10%. The Company was required to make monthly interest payments on the Mid Cap Revolving Credit Facility, with the entire principal payment due at maturity.

On September 30, 2024, the Company terminated the Mid Cap Revolving Credit Facility. At the time of termination, there was a \$3.0 million balance outstanding under the Mid Cap Revolving Credit Facility, which was paid off in full as part of termination. The Company incurred \$0.5 million in related expenses as a result of the termination.

### **International Subsidiaries Short-Term Borrowings**

The Company's international subsidiaries had a balance outstanding of \$74,000 and \$986,000 in short-term borrowings related to overdraft protection and short-term loan arrangements at April 30, 2026 and 2025, respectively.

At April 30, 2026, there were foreign bank guarantees outstanding to customers in the amounts of \$7.1 million, \$466,000, \$696,000, and \$328,000 with expiration dates in fiscal years 2027, 2028, 2029, and 2030, respectively, collateralized by certain

assets of the Company's subsidiaries in India. At April 30, 2025, there were bank guarantees issued by foreign banks outstanding to customers in the amounts of \$8.1 million, \$1.2 million, \$450,000, and \$653,000 with expiration dates in fiscal years 2026, 2027, 2028 and 2029, respectively, collateralized by certain assets of the Company's subsidiaries in India.

#### Note 7—Sale-Leaseback Financing Transaction

On December 22, 2021, the Company entered into the Sale Agreement with the Buyer for the Company's headquarters and manufacturing facilities located at 2700 West Front Street in Statesville, North Carolina.

The Sale Agreement was finalized on March 24, 2022 and coincided with the Company and the Buyer entering into a 20-year lease, effective on such date between the Company and CAI Investments Medical Products I Master Lessee LLC ("Lessor"), an affiliate of Buyer, for the Property (the "Lease Agreement"). The Sale-Leaseback Arrangement is repayable over a 20-year term, with four renewal options of five years each. Under the terms of the Lease Agreement, the Company's initial basic rent is approximately \$158,000 per month, with annual increases of approximately 2% each year of the initial term.

The Company accounted for the Sale-Leaseback Arrangement as a financing transaction with the Buyer in accordance with ASC 842, *Leases*, as the Lease Agreement was determined to be a finance lease. The Company concluded the Lease Agreement met the qualifications to be classified as a finance lease due to the significance of the present value of the lease payments, using a discount rate of 4.75% to reflect the Company's incremental borrowing rate, compared to the fair value of the leased property as of the lease commencement date. In measuring the lease payments for the present value analysis, the Company elected the practical expedient to combine the lease component (the leased facilities) with the non-lease component (property management provided by the Buyer/Lessor) into a single lease component.

The presence of a finance lease indicates that control of the Property has not transferred to the Buyer/Lessor and, as such, the transaction was deemed a failed sale-leaseback and accounted for as a financing arrangement. As a result of this determination, the Company is viewed as having received the sales proceeds from the Buyer/Lessor in the form of a hypothetical loan collateralized by its leased facilities. The hypothetical loan is payable as principal and interest in the form of "lease payments" to the Buyer/Lessor. As such, the Company will not derecognize the Property from its books for accounting purposes until the lease ends. No gain or loss was recognized related to the Sale-Leaseback Arrangement under U.S. GAAP.

As of April 30, 2026, the carrying value of the financing liability was \$26,632,000, net of \$533,000 in debt issuance costs, of which \$867,000 was classified as current on the Consolidated Balance Sheet with \$25,765,000 classified as long-term. As of April 30, 2025, the carrying value of the financing liability was \$27,420,000, net of \$589,000 in debt issuance costs, of which \$788,000 was classified as current on the Consolidated Balance Sheet with \$26,632,000 classified as long-term. The monthly lease payments are split between a reduction of principal and interest expense using the effective interest rate method. Interest expense associated with the financing arrangement was \$1,219,000 and \$1,255,000 for the years ended April 30, 2026 and 2025, respectively.

The Company will depreciate the building down to zero over the 20-year assumed economic life of the Property so that at the end of the lease term, the remaining carrying amount of the financing liability will equal the carrying amount of the land of \$41,000.

Remaining future cash payments related to the financing liability for the fiscal years ending April 30 are as follows:

<i>(\$ in thousands)</i>	
2027	\$ 2,049
2028	2,090
2029	2,132
2030	2,175
2031	2,218
Thereafter	27,343
Total Minimum Liability Payments	<u>38,007</u>
Imputed Interest	(11,375)
Total	<u>\$ 26,632</u>

#### Note 8—Income Taxes

Effective August 1, 2019, the Company elected to revoke the indefinite reinvestment of foreign unremitted earnings position set forth by ASC 740-30-25-17 for multiple foreign subsidiaries. As a result of this election, the Company recorded a tax withholding

expense imposed by the India Income Tax Department of \$437,000 and \$416,000 for the years ended April 30, 2026 and 2025, respectively.

The Company's accounting policy with respect to the Global Intangible Low-Taxed Income ("GILTI") tax rules is that GILTI will be treated as a periodic charge in the year in which it arises.

The domestic and foreign components of earnings before income taxes for the years ended April 30, 2026 and 2025, respectively, consisted of the following:

<b>\$ in thousands</b>	<b>2026</b>	<b>2025</b>
Earnings before income taxes		
United States	\$ 6,812	\$ 10,073
Foreign	6,921	4,712
Total earnings before income tax expense	<u>\$ 13,733</u>	<u>\$ 14,785</u>

Income tax (benefit) expense for the years ended April 30, 2026 and 2025, respectively, consisted of the following:

<b>\$ in thousands</b>	<b>2026</b>	<b>2025</b>
Current tax (benefit) expense:		
Federal	\$ 581	\$ 3,042
State and local	471	610
Foreign	2,236	1,752
Total current tax expense	<u>3,288</u>	<u>5,404</u>
Deferred tax (benefit) expense:		
Federal	77	(1,432)
State and local	88	(650)
Foreign	(185)	(120)
Total deferred tax (benefit) expense	<u>(20)</u>	<u>(2,202)</u>
Net income tax (benefit) expense	<u>\$ 3,268</u>	<u>\$ 3,202</u>

The domestic and foreign components of the Company's income taxes paid, net of refunds received, for the years ended April 30, 2026 and 2025, respectively, consisted of the following:

<b>\$ in thousands</b>	<b>2026</b>	<b>2025</b>
United States federal	\$ 1,265	\$ 1,849
United States state	457	556
Foreign - India	1,754	1,506
Foreign - Other jurisdictions	84	\$ 61
Total income taxes paid, net of refunds received	<u>3,560</u>	<u>\$ 3,972</u>

The reasons for the differences between the net income tax (benefit) expense presented above and the amounts computed by applying the statutory federal income tax rate to earnings before income taxes for the years ended April 30, 2026 and 2025, respectively, are as follows:

<b>\$ in thousands</b>	<b>2026</b>		<b>2025</b>	
Income tax expense at U.S. federal statutory rate	<b>\$ 2,884</b>	<b>21.0 %</b>	<b>\$ 3,105</b>	<b>21.0 %</b>
State and local taxes, net of federal income tax benefit <sup>(1)</sup>	<b>460</b>	<b>3.3 %</b>	<b>(168)</b>	<b>(1.1)%</b>
<b>Foreign Tax Effects</b>				
India	<b>285</b>	<b>2.1 %</b>	<b>190</b>	<b>1.3 %</b>
Deferred taxes on unremitted foreign earnings ("APB 23")	<b>437</b>	<b>3.2 %</b>	<b>416</b>	<b>2.8 %</b>
Other foreign jurisdictions	<b>(95)</b>	<b>(0.7)%</b>	<b>(7)</b>	<b>— %</b>
Cross-border tax laws	<b>21</b>	<b>0.2 %</b>	<b>6</b>	<b>— %</b>
Tax credits	<b>(635)</b>	<b>(4.6)%</b>	<b>(515)</b>	<b>(3.5)%</b>
Increase (decrease) in valuation allowance	<b>5</b>	<b>— %</b>	<b>7</b>	<b>— %</b>
<b>Nontaxable or nondeductible items</b>				
Non-deductible transaction costs	<b>—</b>	<b>— %</b>	<b>348</b>	<b>2.4 %</b>
Other	<b>70</b>	<b>0.5 %</b>	<b>61</b>	<b>0.4 %</b>
Return to provision adjustment	<b>(130)</b>	<b>(0.9)%</b>	<b>(72)</b>	<b>(0.5)%</b>
Other items, net	<b>(34)</b>	<b>(0.2)%</b>	<b>(169)</b>	<b>(1.1)%</b>
<b>Net income tax (benefit) expense</b>	<b><u>\$ 3,268</u></b>	<b><u>23.8 %</u></b>	<b><u>\$ 3,202</u></b>	<b><u>21.7 %</u></b>

(1) In fiscal year 2026, state taxes in California, Minnesota, Texas, Michigan, and North Carolina made up the majority (greater than 50%) of the tax effect in this category.

Significant items comprising deferred tax assets and liabilities as of April 30 were as follows:

<b>\$ in thousands</b>	<b>2026</b>	<b>2025</b>
<b>Deferred tax assets:</b>		
Accrued employee benefit expenses	\$ 449	\$ 417
Allowance for credit losses	160	151
Deferred compensation	1,925	1,345
Tax credits (state, net of federal benefits)	256	170
Foreign tax credit carryforwards	638	638
Section 174 R&E	1,892	3,269
Warranty Accrual	210	193
Inventory reserves and capitalized costs	593	478
Net operating loss carryforwards	169	147
Proceeds on sale leaseback	6,431	6,550
Operating lease liabilities	2,076	2,372
Other	451	457
<b>Total deferred tax assets</b>	<b>15,250</b>	<b>16,187</b>
<b>Deferred tax liabilities:</b>		
Book basis in excess of tax basis of property, plant and equipment	(2,969)	(3,024)
Book basis in excess of tax basis of sale leaseback property	(1,108)	(1,095)
Book basis in excess of tax basis of intangibles assets	(3,758)	(4,005)
APB 23 Assertion	(1,376)	(1,507)
Right of use assets	(2,229)	(2,589)
Debt Issuance Cost on sale leaseback	(126)	(138)
<b>Total deferred tax liabilities</b>	<b>(11,566)</b>	<b>(12,358)</b>
Valuation allowance	(768)	(933)
<b>Net deferred tax assets</b>	<b>\$ 2,916</b>	<b>\$ 2,896</b>
<b>Deferred tax assets (liabilities) classified in the balance sheet:</b>		
Deferred tax assets, non-current	\$ 3,829	\$ 3,994
Deferred tax liabilities, non-current	(913)	(1,098)
<b>Net deferred tax assets (liabilities)</b>	<b>\$ 2,916</b>	<b>\$ 2,896</b>

The Company is required to evaluate the realization of the deferred tax asset and any requirement for a valuation allowance in accordance with ASC 740-10-30-2(b). This guidance provides that the future realization of the tax benefit of an existing deductible temporary difference or carryforward ultimately depends on sufficient taxable income of the appropriate character within the carryback or carryforward period available under the tax law. The Company evaluates all available evidence, both positive and negative, to determine the amount of any required valuation allowance. As of April 30, 2026, our deferred tax assets primarily related to proceeds on a prior sale leaseback, Section 174 research and expenditures, capitalization, deferred compensation, and operating lease liabilities. A valuation allowance of \$768,000 and \$933,000 was recorded against our net deferred tax asset balance as of April 30, 2026 and 2025, respectively. For the year ended April 30, 2026, the valuation allowance decreased by approximately \$165,000, as compared to a net increase of \$7,000 for the year ended April 30, 2025. The decrease was primarily attributable to the removal of the valuation allowance recorded for certain deferred tax assets related to state tax credits that were written off during the fiscal year, partially offset by approximately \$5,000 of additional valuation allowance recorded during the year.

The Company files federal, state and local tax returns with statutes of limitation generally ranging from 3 to 4 years. The Company is generally no longer subject to federal tax examinations for years prior to fiscal year 2022 or state and local tax examinations for years prior to fiscal year 2021. Tax returns filed by the Company's significant foreign subsidiaries are generally subject to statutes of limitations of 3 to 7 years and are generally no longer subject to examination for years prior to fiscal year 2020. The Company has no unrecognized tax benefits.

## Note 9 - Stock Options and Share-Based Compensation

The Company's stockholders approved the 2023 Omnibus Incentive Plan ("2023 Plan") in August 2023, which enables the Company to grant a broad range of equity based awards, with potential recipients including directors, consultants and employees. The 2023 Plan replaced the 2017 Omnibus Incentive Plan (the "2017 Plan"). All outstanding equity granted under the 2017 Plan remain subject to, and will be settled under, the 2017 Plan. At the date of approval of the 2023 Plan, there were 64,633 shares available for new awards under the 2017 Plan, and 168,791 shares available for issuance under equity awards outstanding under the 2017 Plan. These shares that were available for new awards and any shares subject to outstanding awards under the 2017 Plan that subsequently cease to be subject to such awards are available under the 2023 Plan. The 2023 Plan also increased the total number of shares reserved for issuance under the Company's equity compensation plans by 310,000, for a total of 374,633 shares initially reserved for issuance under the 2023 Plan. At April 30, 2026, there were 290,636 shares available for future issuance under the 2023 Plan.

Under the 2023 Plan, the Company recorded stock based compensation expense of \$2,126,000 and \$1,441,000 and deferred income tax benefit of \$452,000 and \$337,000 in fiscal years 2026 and 2025, respectively. The RSUs granted under the 2023 Plan include grants with both a service and performance component vesting over a 3 year period and grants with only service components vesting over a 3 year period. The recognized expense is based upon the vesting period for service criteria and estimated attainment of the performance criteria at the end of the performance period based on the ratio of cumulative days incurred to total days over the performance period. The remaining estimated compensation expense of \$2,311,000 is expected to be recognized over the remaining weighted-average vesting period of 1.6 years.

The fair value of each RSU granted to employees was estimated on the date of grant based on the weighted average price of the Company's stock reduced by the present value of the expected dividend stream during the vesting period using the risk-free interest rate. The Company issued new shares of common stock to satisfy RSUs that vested during fiscal year 2026. The following table summarizes the RSU activity and weighted averages.

	2026		2025	
	Number of RSUs	Weighted Average Grant Date Fair Value	Number of RSUs	Weighted Average Grant Date Fair Value
Outstanding at beginning of year	187,226	\$ 22.83	168,791	\$ 15.35
Granted	72,728	\$ 39.40	62,326	\$ 37.46
Vested	(32,930)	\$ 18.99	(41,674)	\$ 14.32
Forfeited	(744)	\$ 15.97	(2,217)	\$ 24.77
Outstanding at end of year	<u>226,280</u>	<u>\$ 28.74</u>	<u>187,226</u>	<u>\$ 22.83</u>

The stockholders approved the 2008 Key Employee Stock Option Plan in fiscal year 2009 which allowed the Company to grant options on an aggregate of 300,000 shares of the Company's common stock and an amendment to the plan in August 2015, authorizing an additional 300,000 shares. Under the plan, options were granted at not less than the fair market value at the date of grant with options exercisable in such installments, for such terms (up to 10 years). This plan was replaced by the 2017 Omnibus Plan with all outstanding options granted under the prior plan to remain subject to the prior plan. The Company did not record any compensation expense related to outstanding stock options in fiscal years 2026 or 2025. There were no options outstanding at April 30, 2026.

The Company issued new shares of common stock to satisfy options exercised during fiscal year 2025. Stock option activity and weighted average exercise price are summarized as follows:

	2025	
	Number of Shares	Weighted Average Exercise Price
Outstanding at beginning of year	24,700	\$ 20.05
Canceled	—	\$ —
Exercised	(24,700)	\$ 20.05
Outstanding at end of year	<u>—</u>	<u>\$ —</u>
Exercisable at end of year	—	\$ —

## Note 10 - Stockholder's Equity

### Common Stock

The Company is authorized to issue 5,000,000 shares of Common Stock, par value of \$2.50 per share. Holders of the Company's Common Stock are entitled to 1 vote per share. At April 30, 2026, and April 30, 2025, there were approximately 2,866,000 and 2,839,000 shares, respectively, of Common Stock outstanding. The Company has not declared or paid any dividends with respect to its Common Stock during the fiscal year ended April 30, 2026. The declaration and payment of any future dividends is at the discretion of the Board of Directors and will depend upon many factors, including the Company's earnings, capital requirements, investment and growth strategies, financial conditions, the terms of the Company's indebtedness, which contains provisions that could limit the payment of dividends in certain circumstances, and other factors that the Board of Directors may deem to be relevant.

### Share Repurchase Program

On August 31, 2023, the Board of Directors of the Company adopted a share repurchase program with authorization to repurchase up to 100,000 shares. There is no expiration date and currently, management has no plans to terminate this program. On March 12, 2025, the Board of Directors amended the existing share repurchase program to authorize the repurchase of up to an additional 100,000 shares of the Company's common stock (as amended, the "Program"). The Program does not have a specified expiration date and the timing and amount of any repurchase under this Program will be determined by the Company's management at its discretion based upon its ongoing assessment of the capital needs of the business, the market price of the Company's common stock, and general market conditions.

During the fiscal year ended April 30, 2026, the Company repurchased no shares of the Company's common stock. During the fiscal year ended April 30, 2025, the Company repurchased 33,206 shares of the Company's common stock for approximately \$1,594,000 excluding other costs such as broker commissions and fees. As of April 30, 2026, the total remaining purchase authorization was 100,603 shares.

## Note 11 - Accumulated Other Comprehensive Income (Loss)

The Company's other comprehensive income (loss) consists of unrealized gains and losses on the translation of the assets, liabilities, and equity of its foreign subsidiaries, net of income taxes. The before tax income (loss), related income tax effect, and accumulated balances are as follows:

<b>\$ in thousands</b>	<b>Foreign Currency Translation Adjustment</b>	<b>Total Accumulated Other Comprehensive Income (Loss)</b>
Balance at April 30, 2024	(3,382)	(3,382)
Foreign currency translation adjustment	(421)	(421)
Balance at April 30, 2025	\$ (3,803)	\$ (3,803)
Foreign currency translation adjustment	(811)	(811)
Balance at April 30, 2026	\$ (4,614)	\$ (4,614)

## Note 12 - Leases, Commitments and Contingencies

The Company recognizes lease assets and lease liabilities with respect to the rights and obligations created by leased assets previously classified as operating leases. The Company elected to:

- Record the impact of adoption using a modified retrospective method with any cumulative effect as an adjustment to retained earnings (accumulated deficit) as opposed to restating comparative periods to reflect the effects of applying the new standard.
- Elect the package of three transition practical expedients which alleviate the requirements to reassess embedded leases, lease classification and initial direct costs for leases that commenced prior to the adoption date.
- Elected to use the short-term lease recognition exemption for all asset classes. This means, for those leases that qualify, the Company will not recognize right-of-use ("ROU") assets or lease liabilities, and this includes not recognizing ROU assets or lease liabilities for existing short-term leases of those assets.

The Company has operating type leases for real estate and equipment in both the U.S. and internationally and financing leases for equipment in the United States. ROU assets totaled \$10,791,000 and \$12,965,000 at April 30, 2026 and 2025, respectively. Operating cash paid to settle lease liabilities was \$4,452,000 and \$3,394,000 for the fiscal year ended April 30, 2026 and 2025, respectively. The Company's leases have remaining lease terms of up to 6 years. In addition, some of the leases may include options to extend the leases for up to 5 years or options to terminate the leases within 1 year. Operating lease expense was \$6,194,000 for the twelve months ended April 30, 2026, inclusive of period cost for short-term leases, not included in lease liabilities, of \$1,742,000. Operating lease expense was \$4,433,000 for the fiscal year ended April 30, 2025, inclusive of period cost for short-term leases, not included in lease liabilities, of \$1,039,000.

At April 30, 2026, the weighted average remaining lease term for the capitalized operating leases was 3.2 years and the weighted average discount rate was 6.2%. At April 30, 2025, the weighted average remaining lease term for the capitalized operating leases was 4.1 years and the weighted average discount rate was 6.2%. For the financing leases, the weighted average remaining lease term was 4.4 years and the weighted average discount rate was 7.6% at April 30, 2026 as compared to 4.2 years and 8.6% at April 30, 2025. As most of the Company's leases do not provide an implicit rate, the Company uses its incremental borrowing rate based on the information available at commencement date in determining the present value of lease payments. The Company uses the implicit rate when readily determinable.

Future minimum payments under the non-cancelable lease arrangements for the fiscal years ending April 30 are as follows:

<i>(\$ in thousands)</i>	<b>Operating</b>	<b>Financing</b>
2027	\$ 4,259	\$ 94
2028	2,874	94
2029	2,138	94
2030	1,640	94
2031	118	38
Thereafter	43	—
<b>Total Minimum Lease Payments</b>	<b>11,072</b>	<b>414</b>
Imputed Interest	(1,010)	(62)
<b>Total</b>	<b>\$ 10,062</b>	<b>\$ 352</b>

The Company is involved in certain claims and legal proceedings in the normal course of business which management believes will not have a material adverse effect on the Company's consolidated financial condition or results of operations.

### **Note 13 - Retirement Benefits**

The Company has two defined contribution plans covering substantially all domestic salaried and hourly employees. These plans provides benefits to all employees who meet minimum age and service requirements. The Company's plans provide for matching contributions based on a percentage of the employee's eligible contributions. Total matching contributions made by the Company for these plans were \$1,634,000 and \$1,177,000 for the years ending April 30, 2026 and 2025.

The Company's international subsidiaries also have a defined contribution plan for qualifying employees. Under the international plan, employer contributions are made in accordance with plan rules. Total contributions made by the Company for its International plan was \$232,000 and \$247,000 for the years ending April 30, 2026 and 2025.

### **Note 14 - Segment Information**

In accordance with ASC 280, *Segment Reporting*, the Company's operations are classified into two business segments: Lab Products Group ("LPG") and International. The LPG business segment principally designs, manufactures, and installs scientific and technical furniture, including steel and wood laboratory cabinetry, fume hoods, flexible systems, worksurfaces, workstations, workbenches, and computer enclosures. On November 1, 2024, the Company completed its acquisition of Nu Aire, whose operating results are reflected in the LPG operations segment, expanding the Company's capabilities through its manufacturing of biological safety cabinets, CO2 incubators, ultralow freezers, and other essential laboratory products. See Note 4, Nu Aire Acquisition, for further information. The International business segment, which consists of the foreign subsidiaries identified in Note 1, Summary of Significant Accounting Policies, provides the Company's products and services, including facility design, detailed engineering, construction, and project management from the planning stage through testing and commissioning of laboratories. During the fourth quarter of fiscal year 2026, the Company changed the name of the Domestic reportable segment to Lab Products Group. This change better aligns with the segment's business activities, structure, and strategy. The segment name change had no impact on the composition of the Company's reportable segments or on previously reported financial position, results of operations, cash flows, or segment operating results.

The Company's CODM is its CEO, who evaluates the performance of each segment and measures its segment profitability based on earnings before income taxes. Some Corporate expenses, such as those related to executive management, finance, etc., are allocated to the segments. Certain corporate expenses shown below are net of expenses that have been allocated to the business segments. We periodically review these allocations and adjust them based upon changes in business circumstance. Intersegment transactions are recorded at normal profit margins. All intercompany balances and transactions have been eliminated.

The following table shows revenues, earnings, and other financial information by business segment and unallocated corporate expenses for each of the years ended April 30:

<b>\$ in thousands</b>	<b>LPG</b>	<b>International</b>	<b>Corporate</b>	<b>Total</b>
<b>Fiscal Year 2026</b>				
Revenues from external customers	\$ 214,886	\$ 67,113	\$ —	\$ 281,999
Intersegment revenues	1,947	3,201	(5,148)	—
Depreciation and amortization	5,843	352	86	6,281
Interest expense	1,236	51	2,575	3,862
Earnings (loss) before income taxes	17,986	6,921	(11,174)	13,733
Income tax expense (benefit)	3,830	2,051	(2,613)	3,268
Net earnings attributable to non-controlling interest	—	847	—	847
Net earnings (loss) attributable to Kewaunee Scientific Corporation	14,156	4,023	(8,561)	9,618
Segment assets	140,160	38,151	—	178,311
Expenditures for segment assets	3,726	211	—	3,937
Revenues (excluding intersegment) from customers in foreign countries	12,825	67,113	—	79,938
<b>Fiscal Year 2025</b>				
Revenues from external customers	\$ 179,398	\$ 61,074	\$ —	\$ 240,472
Intersegment revenues	626	3,468	(4,094)	—
Depreciation	4,166	420	173	4,759
Interest expense	1,492	71	1,651	3,214
Earnings (loss) before income taxes	19,923	4,712	(9,850)	14,785
Income tax expense	4,553	1,632	(2,983)	3,202
Net earnings attributable to non-controlling interest	—	178	—	178
Net earnings (loss) attributable to Kewaunee Scientific Corporation	15,370	2,902	(6,867)	11,405
Segment assets	152,569	42,085	—	194,654
Expenditures for segment assets	1,954	212	—	2,166
Revenues (excluding intersegment) from customers in foreign countries	7,731	61,074	—	68,805

## **Item 9. Changes in and Disagreements with Accountants on Accounting and Financial Disclosure**

None.

### **Item 9A. Controls and Procedures**

#### **Conclusion Regarding the Effectiveness of Disclosure Controls and Procedures**

We maintain disclosure controls and procedures that are intended to ensure that the information required to be disclosed in our filings under the Securities Exchange Act of 1934 (the "Exchange Act") is properly and timely recorded, processed, summarized, and reported. Our management, including the Chief Executive Officer and Chief Financial Officer, have conducted an evaluation of the effectiveness of disclosure controls and procedures as of April 30, 2026 pursuant to Exchange Act Rule 13a-14. Based on that evaluation, the Chief Executive Officer and Chief Financial Officer concluded that the disclosure controls and procedures are effective. In designing disclosure controls and procedures, we recognize that any controls and procedures, no matter how well

designed and operated, can provide only reasonable assurance of achieving desired control objectives, and that management necessarily is required to apply its judgment in evaluating the cost-benefit relationship of possible controls and procedures.

### **Changes in Internal Control Over Financial Reporting**

There have been no significant changes in our internal controls over financial reporting that occurred during our fourth fiscal quarter that have materially affected, or are reasonably likely to materially affect, our internal controls over financial reporting.

### **Management's Report on Internal Control Over Financial Reporting**

Management is responsible for establishing and maintaining adequate internal control over financial reporting for the Company. Internal control over financial reporting is a process designed to provide reasonable assurance regarding the reliability of financial reporting and the preparation of financial statements for external purposes in accordance with accounting principles generally accepted in the United States. Management conducted an evaluation of the effectiveness of internal control over financial reporting based on the framework in *Internal Control—Integrated Framework (2013)* issued by the Committee of Sponsoring Organizations of the Treadway Commission. Based on this evaluation, management concluded the Company maintained effective internal control over financial reporting as of April 30, 2026.

Because of its inherent limitations, internal control over financial reporting may not prevent or detect misstatements. In addition, projections of any evaluation of effectiveness to future periods are subject to the risk that controls may become inadequate because of changes in conditions, or that the degree of compliance with the policies or procedures may deteriorate.

This annual report does not include an attestation report of our registered public accounting firm regarding internal control over financial reporting. Management's report was not subject to attestation by our registered public accounting firm pursuant to rules of the Securities and Exchange Commission that permit us to provide only management's report in this Annual Report.

### **Item 9B. Other Information**

#### **Securities Trading Plans of Directors and Executive Officers**

Transactions in the Company's securities by its directors or executive officers are required to be made in accordance with its Insider Trading Policy, which, among other things, requires that the transaction be in accordance with applicable U.S. federal securities laws that prohibit trading while in the possession of material nonpublic information. Rule 10b5-1 under the Securities Exchange Act of 1934 provides an affirmative defense that enables prearranged transactions in securities in a manner that avoids concerns about initiating transactions at a future date while possibly in possession of material nonpublic information.

During the three months ended April 30, 2026, none of our directors or officers (as defined in Rule 16a-1(f) of the Exchange Act) informed the Company of the adoption or termination of a "Rule 10b5-1 trading arrangement" or "non-Rule 10b5-1 trading arrangement" (as defined in Item 408 of Regulation S-K).

### **Item 9C. Disclosure Regarding Foreign Jurisdictions that Prevent Inspections**

Not Applicable.

## PART III

### **Item 10. Directors, Executive Officers and Corporate Governance**

- (a) The information appearing in the sections entitled "Election of Directors" and "Meetings and Committees of the Board" included in our Proxy Statement for use in connection with our annual meeting of stockholders to be held on August 26, 2026 (the "Proxy Statement") is incorporated herein by reference. The Proxy Statement will be filed with the SEC within 120 days of our most recently completed fiscal year.
- (b) The names and ages of our executive officers as of June 26, 2026 and their business experience during the past five years are set forth below:

#### Executive Officers

<b>Name</b>	<b>Age</b>	<b>Position</b>
Thomas D. Hull III	50	President and Chief Executive Officer
Donald T. Gardner III	47	Executive Vice President, Finance, Chief Financial Officer, Treasurer and Secretary
Ryan S. Noble	48	Senior Vice President, Sales and Market Development
Elizabeth D. Phillips	49	Senior Vice President, People & Culture
Mandar Ranade	52	Senior Vice President, Information Technology and Engineering
Douglas J. Batdorff	53	Senior Vice President of Manufacturing Operations
Bhoopathy Sathyamurthy	57	Senior Vice President, Kewaunee Scientific Corporation Singapore Pte. Ltd., President of Kewaunee International Group

*Thomas D. Hull III* joined the Company in November 2015 as Vice President, Finance, Chief Financial Officer, Treasurer and Secretary. Mr. Hull was elected President and Chief Executive Officer and appointed as a member of the Board of Directors in March 2019. Mr. Hull earned a Bachelor of Science degree in Accounting from LaRoche College and an MBA from the University of Pittsburgh, Joseph M. Katz School of Business. He is a certified public accountant (inactive status) and a member of the American Institute of Certified Public Accountants and the Pennsylvania Institute of Certified Public Accountants. Prior to joining the Company, Mr. Hull held several management positions with Ernst & Young, LLP in Pittsburgh, Pennsylvania from 1998 through 2011. From 2011 until joining the Company in 2015, he served as the Vice President of Finance, Accounting, and Information Technology with ATI Specialty Materials in Charlotte, North Carolina.

*Donald T. Gardner III* joined the Company in April 2019 as Vice President of Finance and Chief Financial Officer and was also elected by the Board of Directors to the positions of Secretary and Treasurer. In April 2026, Mr. Gardner's position was changed to Executive Vice President, Finance as well as Chief Financial Officer, Treasurer, and Secretary. Mr. Gardner has a Bachelor of Science degree in Accounting from the Indiana University of Pennsylvania and a Master of Business Administration from the University of Pittsburgh, Joseph M. Katz School of Business. Prior to joining the Company, from 2017 to 2019, he served as Vice President, Financial Planning & Analysis of Victra, a privately held retailer of wireless products and services. During 2017, he served as the Chief Financial Officer of Component Sourcing International, a privately held provider of global sourcing supply chain solutions. From February 2016 to June 2017, Mr. Gardner served in various leadership roles for Dollar Express Stores, LLC, most recently as Vice President and Treasurer. Dollar Express was an operator of discount retail stores that was sold to a strategic buyer in 2017. Mr. Gardner was a key member of the leadership team that completed the transaction and full wind down of the Company. From 2012 to February 2016, he worked at ATI Specialty Materials, a manufacturer of technically advanced specialty materials and complex components, serving in various financial leadership roles.

*Ryan S. Noble* joined the Company in July 2018 as Vice President of Sales and Marketing - Americas. In April 2026, Mr. Noble's position was changed to Senior Vice President of Sales and Market Development. He has a Bachelor of Science degree from the University of Tennessee. Prior to joining the Company, he was a Regional Sales Director at Wausau Window and Wall Systems, a manufacturer of metal and glass solutions for commercial buildings from 2014 to 2018. From 2008 to 2014, he held several sales management positions at AGC Glass Company, a glass and high performance coatings manufacturer for architectural, residential, interior, and industrial applications.

*Elizabeth D. Phillips* joined the Company in August 2006 as Human Resources and Training Manager. She was promoted to Director of Human Resources in June 2007 and was elected Vice President of Human Resources in June 2009. In April 2026, Ms. Phillips position was changed to Senior Vice President of People & Culture. Ms. Phillips has a Bachelor of Science degree in Psychology and a Minor in Management from Western Carolina University and holds HR certifications to include SPHR and SHRM-SCP. Prior to joining the Company, she held Human Resources leadership positions at Thomasville Furniture and Hickory

Chair and lastly, prior to joining Kewaunee, was Director of Human Resources for Vanguard Furniture Co., Inc., a manufacturer of household furniture.

*Mandar Ranade* joined the Company in December 2019 as Vice President of Information Technology. In February 2020, Mr. Ranade's responsibilities were expanded to include Engineering and Standards oversight and he now holds the position of Vice President of Information Technology and Engineering. In April 2026, Mr. Ranade's position was changed to Senior Vice President of Information Technology and Engineering. He has a Master of Business Administration, Finance, from the University of Leeds, Leeds, United Kingdom, and a Bachelor of Engineering, Polymers, from University of Pune, Pune, India. He also has certifications as a Project Management Professional, Certified Scrum Master, ITIL (Foundation) Certification and a Master of Oracle Applications. Prior to joining the Company, Mr. Ranade most recently held the position of Division IT Leader for EnPro Industries-Fairbanks Morse, Wisconsin from 2018 to November 2019. From 2015 to 2018, he held several Director positions, the most recent being Director of Technical Services, with Aurora Health Care, ACL Laboratories, Milwaukee, Wisconsin. Prior to these positions he was Senior Manager of IT with IMS Health, Milwaukee, Wisconsin, from 2010 to 2015, and ThermoFisher Scientific in Two Rivers, Wisconsin, from 2005 to 2010. From 1995 to 2005, he held various IT positions with GE Healthcare, Milwaukee, Wisconsin and Mumbai, India, idm Limited, in Doncaster, UK, and GREAVES Limited, Mumbai, India.

*Douglas J. Batdorff* joined the Company in June 2020 as Vice President of Manufacturing Operations. He has significant experience in directing and guiding manufacturing operations, focusing on improvement of business performance, maximizing growth and profitability. In April 2026, Mr. Batdorff's position was changed to Senior Vice President of Manufacturing Operations. Mr. Batdorff has a Bachelor of Science Degree in Mechanical Engineering from Michigan State University and a Masters in Manufacturing Operations from Kettering University. Prior to joining the Company, Mr. Batdorff was the Chief Operations Officer for Legacy Cabinets, Inc. in Eastaboga, Alabama from 2018 to 2019. From 2005 to 2018 he held various management positions with Steelcase, the most recent as Director of Manufacturing - US Operations from 2014 to 2018. He was with General Motors, Lansing, Michigan from 1998 to 2004 in many management roles, the most recent being Manufacturing Coordinator - General Assembly - Final Process.

*Bhoopathy Sathyamurthy* joined the Company in 2000 as General Manager of India Operations and Kewaunee Labway India Pvt. Ltd. He was subsequently promoted to Managing Director of Kewaunee Labway India Pvt. Ltd. He has served as Managing Director of International Operations, which includes responsibilities for all sales and operations in Asia, as well as sales efforts in the Middle East, since September 2013. Mr. Sathyamurthy was elected Vice President of Kewaunee Scientific Corporation Singapore Pte. Ltd., the holding company for Kewaunee's subsidiaries in India and Singapore, in September 2014. In April 2026, Mr. Sathyamurthy's position was changed to Senior Vice President of Kewaunee Scientific Corporation Singapore Pte. Ltd., as well as President of Kewaunee International Group. He holds a Bachelor Degree in Mechanical Engineering from University of Madras and a Masters of Business Administration from University of Madras.

### **Insider Trading Policy**

We have an Insider Trading Policy governing the purchase, sale, and other dispositions of the Company's securities that applies to all officers, directors, and employees of the Company and its affiliated entities. We believe that our Insider Trading Policy is reasonably designed to promote compliance with insider trading laws, rules, and regulations, as well as applicable listing standards. A copy of the Company's Insider Trading Policy is filed as Exhibit 19.1 to this Annual Report.

### **Code of Ethics**

A copy of our code of ethics that applies to our Chief Executive Officer and Chief Financial Officer, entitled "Ethics Obligations for Chief Executive Officer and Employees with Financial Reporting Responsibilities," is available free of charge through our website at [www.kewaunee.com](http://www.kewaunee.com). The reference to our website does not constitute incorporation by reference of any information contained at that site. We intend to satisfy any disclosure requirements under Item 5.05 of Form 8-K regarding an amendment to, or waiver from, a provision of the Code of Ethics by posting such information on our website.

### **Audit Committee**

The information appearing in the section entitled "Election of Directors – Meetings and Committees of the Board" in our Proxy Statement is incorporated herein by reference.

### **Delinquent Section 16(a) Reports**

The information appearing in the section entitled "Delinquent Section 16(a) Reports" in our Proxy Statement, if applicable, is incorporated herein by reference.

### **Item 11. Executive Compensation**

The information appearing in the sections entitled "Compensation Discussion and Analysis," "Compensation Tables," "Pay Versus Performance," "Agreements with Certain Executives," and "Election of Directors – Compensation Committee Interlocks and Insider Participation" in the Proxy Statement is incorporated herein by reference.

### **Item 12. Security Ownership of Certain Beneficial Owners and Management and Related Stockholder Matters**

The information appearing in the sections entitled "Security Ownership of Directors and Executive Officers" and "Security Ownership of Certain Beneficial Owners" in the Proxy Statement is incorporated herein by reference.

The following table sets forth certain information as of April 30, 2026 with respect to compensation plans under which our equity securities are authorized for issuance:

<b>Plan Category</b>	<b>Number of securities to be issued upon exercise of outstanding options, warrants and rights</b>	<b>Weighted-average exercise price of outstanding options, warrants and rights</b>	<b>Number of securities remaining available for future issuance under equity compensation plans</b>
<b>Equity Compensation Plans approved by Security Holders:</b>			
2017 Omnibus Incentive Plan	98,422	\$ 15.97	—
2023 Omnibus Incentive Plan	127,858	\$ 38.56	290,636
<b>Equity Compensation Plans not approved by Security Holders:</b>			
Total Equity Compensation Plans	<u>226,280</u>		<u>290,636</u>

Refer to Note 9, Stock Options and Share-Based Compensation, of the Company's consolidated financial statements included in Item 8 for additional information.

### **Item 13. Certain Relationships and Related Transactions, and Director Independence**

The information appearing in the sections entitled "Election of Directors" and "Agreements with Certain Executives" in the Proxy Statement is incorporated herein by reference.

### **Item 14. Principal Accountant Fees and Services**

The information appearing in the section entitled "Ratification of Appointment of Independent Registered Public Accounting Firm—Audit Fees and Non-Audit Fees" in the Proxy Statement is incorporated herein by reference.

PART IV

**Item 15. Exhibits and Financial Statement Schedules**

The following documents are filed or incorporated by reference as part of this Annual Report:

	<u>Page</u>
(a)(1) Consolidated Financial Statements	
Report of Independent Registered Public Accounting Firm	21
Consolidated Statements of Operations—Years ended April 30, 2026 and 2025	22
Consolidated Statements of Comprehensive Income—Years ended April 30, 2026 and 2025	23
Consolidated Statements of Stockholders' Equity—Years ended April 30, 2026 and 2025	24
Consolidated Balance Sheets—April 30, 2026 and 2025	25
Consolidated Statements of Cash Flows—Years ended April 30, 2026 and 2025	26
Notes to Consolidated Financial Statements	28
(a)(2) Consolidated Financial Statement Schedules	
Financial statement schedules have been omitted because the information required has been separately disclosed in the consolidated financial statements or related notes.	
(a)(3) Exhibits	
Exhibits required by Item 601 of Regulation S-K are listed in the Exhibit Index, which is attached hereto at pages 54 through 56 and which is incorporated herein by reference.	

**Item 16. Form 10-K Summary**

None.

KEWAUNEE SCIENTIFIC CORPORATION

**Exhibit Index**

	<u>Reference</u>
2 Plan of acquisition	
2.1 Securities Purchase Agreement, dated as of November 1, 2024, by and among Kewaunee Scientific Corporation, Nu Aire, Inc., Richard A. Peters, William F. Peters, Rita Peters Revocable Trust, and any amendments thereto, Richard A. Peters Revocable Trust dated May 18, 2020, and any amendments thereto, William F. Peters 2023 Irrevocable Trust dated December 20, 2023, and any amendments thereto, William F. Peters Revocable Trust, and any amendments thereto, and William F. Peters, as Sellers' Representative	(21)
3 Articles of incorporation and bylaws	
3.1 Conformed copy of Restated Certificate of Incorporation (reflecting all amendments to date)	(10)
3.2 By-Laws (as amended as of September 10, 2025)	(16)
4 Description of Registrant's Securities	
4.1 Description of Capital Stock	(13)
10 Material Contracts	
10.1* Re-Established Retirement Plan for Salaried and Hourly Employees of Kewaunee Scientific Corporation (as amended and restated effective January 1, 2024)	(4)
10.2* Kewaunee Scientific Corporation Executive Severance Pay Policy	(2)
10.3* 401(k) Incentive Savings Plan for Salaried and Hourly Employees of Kewaunee Scientific Corporation (as amended and restated effective June 29, 2015)	(6)
10.3A* First Amendment to the 401(k) Incentive Savings Plan for Salaried and Hourly Employees of Kewaunee Scientific Corporation (as amended and restated effective January 1, 2020)	(15)
10.3B* Second Amendment to the 401(k) Incentive Savings Plan for Salaried and Hourly Employees of Kewaunee Scientific Corporation effective May 15, 2023	(3)
10.3C* Third Amendment to the 401(k) Incentive Savings Plan for Salaried and Hourly Employees of Kewaunee Scientific Corporation effective January 1, 2025	(23)
10.4 Agreement for Purchase and Sale of Real Property dated as of December 22, 2021 between CAI Investments Sub Series 100, LLC and Kewaunee Scientific Corporation	(18)
10.4A First Amendment to the Agreement for Purchase and Sale of Real Property dated as of January 21, 2022	(18)
10.4B Second Amendment to the Agreement for Purchase and Sale of Real Property dated as of January 24, 2022	(18)
10.4C Third Amendment to the Agreement for Purchase and Sale of Real Property dated as of January 26, 2022	(18)
10.4D Fourth Amendment to the Agreement for Purchase and Sale of Real Property dated as of March 23, 2022	(10)
10.5* 401Plus Executive Deferred Compensation Plan (as amended and restated January 1, 2009)	(5)
10.5A* Amendment No. One to the Kewaunee Scientific Corporation 401Plus Executive Deferred Compensation Plan	(5)
10.5B* Amendment No. Two to the Kewaunee Scientific Corporation 401Plus Executive Deferred Compensation Plan	(9)
10.6* Pension Equalization Plan (as amended and restated January 1, 2009)	(5)
10.6A* Amendment No. One to the Kewaunee Scientific Corporation Pension Equalization Plan	(5)
10.7* Kewaunee Scientific Corporation 2017 Omnibus Incentive Plan	(8)
10.8* Kewaunee Scientific Corporation 2023 Omnibus Incentive Plan, as amended	(7)
10.9* Offer Letter to Donald T. Gardner III dated April 2, 2019.	(11)
10.10* Change of Control Employment Agreement dated as of June 18, 2019 between Kewaunee Scientific Corporation and Thomas D. Hull III.	(12)
10.11* Change of Control Employment Agreement dated as of June 18, 2019 between Kewaunee Scientific Corporation and Donald T. Gardner III.	(12)
10.12* Change of Control Employment Agreement dated as of June 18, 2019 between Kewaunee Scientific Corporation and Elizabeth D. Phillips.	(12)

	<u>Reference</u>
10.13*	Change of Control Employment Agreement dated as of June 18, 2019 between Kewaunee (12)
10.14*	Employment agreement dated October 1, 2017 between Kewaunee Labway India Pvt. Ltd and Bhoopathy Sathyamurthy. (13)
10.15*	Employment Agreement dated as of October 28, 2019 between Kewaunee Scientific Corporation and Mandar Ranade (14)
10.16*	Change of Control Employment Agreement dated as of December 2, 2019 between Kewaunee Scientific Corporation and Mandar Ranade (15)
10.17*	Offer Letter dated as of May 7, 2020 between Kewaunee Scientific Corporation and Douglas J. Batdorff (17)
10.18*	Change of Control Employment Agreement dated as of June 1, 2020 between Kewaunee Scientific Corporation and Douglas J. Batdorff (17)
10.19*	Retention Bonus Agreement, dated March 18, 2024, by and between Kewaunee Scientific Corporation and Thomas D. Hull III. (19)
10.20*	Retention Bonus Agreement, dated June 26, 2024, by and between Kewaunee Scientific Corporation and Donald T. Gardner III (20)
10.21	Loan Agreement, dated as of November 1, 2024, between Kewaunee Scientific Corporation and PNC Bank, National Association (21)
10.21A	First Amendment to Loan Agreement, dated December 4, 2025, by and between Kewaunee Scientific Corporation and PNC Bank, National Association (22)
10.22	Form of Security Agreement (21)
19.1	Insider Trading Policy (1)
21.1	Subsidiaries of the Company (1)
23.1	Consent dated June 26, 2026 of Forvis Mazars, LLP, Independent Registered Public Accounting Firm (1)
31.1	Certification of Principal Executive Officer of the Company pursuant to Exchange Act Rule 13a-14(a) or Rule 15d-14(a) (1)
31.2	Certification of Principal Financial Officer of the Company pursuant to Exchange Act Rule 13a-14(a) or Rule 15d-14(a) (1)
32.1	Certification of Principal Executive Officer pursuant to 18 U.S.C. Section 1350, as adopted pursuant to Section 906 of the Sarbanes-Oxley Act of 2002 (1)
32.2	Certification of Principal Financial Officer pursuant to 18 U.S.C. Section 1350, as adopted pursuant to Section 906 of the Sarbanes-Oxley Act of 2002 (1)
97.1	Kewaunee Scientific Corporation Incentive-Based Compensation Recovery Policy (1)
101.INS	XBRL Instance Document (1)
101.SCH	XBRL Taxonomy Extension Schema Document (1)
101.CAL	XBRL Taxonomy Extension Calculation Linkbase Document (1)
101.DEF	XBRL Taxonomy Extension Definition Linkbase Document (1)
101.LAB	XBRL Taxonomy Extension Label Linkbase Document (1)
101.PRE	XBRL Taxonomy Extension Presentation Linkbase Document (1)
104	Cover Page Interactive Data File (embedded within the Inline XBRL document) (1)

\* The referenced exhibit is a management contract or compensatory plan or arrangement.

(All other exhibits are either inapplicable or not required.)

#### Footnotes

- (1) Filed with this Form 10-K with the Securities and Exchange Commission.
- (2) Filed as an exhibit to the Kewaunee Scientific Corporation Quarterly Report to the Securities and Exchange Commission on Form 10-Q (Commission File No. 0-5286) for the quarterly period ended October 31, 2005, and incorporated herein by reference.

- (3) Filed as an exhibit to the Kewaunee Scientific Corporation Annual Report to the Securities and Exchange Commission on Form 10-K (Commission File No. 0-5286) for the fiscal year ended April 30, 2023, and incorporated herein by reference.
- (4) Filed as an exhibit to the Kewaunee Scientific Corporation Quarterly Report to the Securities and Exchange Commission on Form 10-Q (Commission File No. 0-5286) for the quarterly period ended January 31, 2024, and incorporated herein by reference.
- (5) Filed as an exhibit to the Kewaunee Scientific Corporation Annual Report to the Securities and Exchange Commission on Form 10-K (Commission File No. 0-5286) for the fiscal year ended April 30, 2015, and incorporated herein by reference.
- (6) Filed as an exhibit to the Kewaunee Scientific Corporation Quarterly Report to the Securities and Exchange Commission on Form 10-Q (Commission File No. 0-5286) for the quarterly period ended October 31, 2015, and incorporated herein by reference.
- (7) Filed as an exhibit to the Kewaunee Scientific Corporation Quarterly Report to the Securities and Exchange Commission on Form 10-Q (Commission File No. 0-5286) for the quarterly period ended July 31, 2023, and incorporated herein by reference.
- (8) Filed as Appendix A to the Kewaunee Scientific Corporation Proxy Statement for its Annual Meeting of Stockholders on August 30, 2017 (Commission File No. 0-5286) filed on July 21, 2017, and incorporated herein by reference.
- (9) Filed as an exhibit to the Kewaunee Scientific Corporation Quarterly Report to the Securities and Exchange Commission on Form 10-Q (Commission File No. 0-5286) for the quarterly period ended January 31, 2018, and incorporated herein by reference.
- (10) Filed as an exhibit to the Kewaunee Scientific Corporation Current Report on Form 8-K (Commission File No. 0-5286) filed on March 30, 2022, and incorporated herein by reference.
- (11) Filed as an exhibit to the Kewaunee Scientific Corporation Current Report on Form 8-K (Commission File No. 0-5286) filed on April 30, 2019, and incorporated herein by reference.
- (12) Filed as an exhibit to the Kewaunee Scientific Corporation Current Report on Form 8-K (Commission File No. 0-5286) filed on June 21, 2019, and incorporated herein by reference.
- (13) Filed as an exhibit to the Kewaunee Scientific Corporation Annual Report to the Securities and Exchange Commission on Form 10-K (Commission File No. 0-5286) for the fiscal year ended April 30, 2019, and incorporated herein by reference.
- (14) Filed as an exhibit to the Kewaunee Scientific Corporation Quarterly Report to the Securities and Exchange Commission on Form 10-Q (Commission File No. 0-5286) for the quarterly period ended October 31, 2019, and incorporated herein by reference.
- (15) Filed as an exhibit to the Kewaunee Scientific Corporation Quarterly Report to the Securities and Exchange Commission on Form 10-Q (Commission File No. 0-5286) for the quarterly period ended January 31, 2020, and incorporated herein by reference.
- (16) Filed as an exhibit to the Kewaunee Scientific Corporation Current Report on Form 8-K (Commission File No. 0-5286) filed on September 11, 2025, and incorporated herein by reference.
- (17) Filed as an exhibit to the Kewaunee Scientific Corporation Annual Report to the Securities and Exchange Commission on Form 10-K (Commission File No. 0-5286) for the fiscal year ended April 30, 2020, and incorporated herein by reference.
- (18) Filed as an exhibit to the Kewaunee Scientific Corporation Quarterly Report to the Securities and Exchange Commission on Form 10-Q (Commission File 0-5286) for the quarterly period ended January 31, 2022, and incorporated herein by reference.
- (19) Filed as an exhibit to the Kewaunee Scientific Corporation Current Report on Form 8-K (Commission File No. 0-5286) filed on March 22, 2024, and incorporated herein by reference.
- (20) Filed as an exhibit to the Kewaunee Scientific Corporation Annual Report to the Securities and Exchange Commission on Form 10-K (Commission File No. 0-5286) for the fiscal year ended April 30, 2024, and incorporated herein by reference.
- (21) Filed as an exhibit to the Kewaunee Scientific Corporation Current Report on Form 8-K (Commission File No. 0-5286) filed on November 1, 2024, and incorporated herein by reference.
- (22) Filed as an exhibit to the Kewaunee Scientific Corporation Current Report on Form 8-K (Commission File No. 0-5286) filed on December 4, 2025, and incorporated herein by reference.
- (23) Filed as an exhibit to the Kewaunee Scientific Corporation Annual Report to the Securities and Exchange Commission on Form 10-K (Commission File No. 0-5286) for the fiscal year ended April 30, 2025, and incorporated herein by reference.

SIGNATURES

Pursuant to the requirements of Section 13 or 15(d) of the Securities Exchange Act of 1934, the Registrant has duly caused this report to be signed on its behalf by the undersigned, thereunto duly authorized.

KEWAUNEE SCIENTIFIC CORPORATION

By: /s/ Thomas D. Hull III  
Thomas D. Hull III  
President and Chief Executive Officer

Date: June 26, 2026

Pursuant to the requirements of the Securities Exchange Act of 1934, this report has been signed by the following persons on behalf of the Registrant and in the capacities indicated on June 26, 2026.

(i) Principal Executive Officer

/s/ Thomas D. Hull III  
Thomas D. Hull III  
President and Chief Executive Officer

(ii) Principal Financial and Accounting Officer

/s/ Donald T. Gardner III  
Donald T. Gardner III  
Vice President, Finance  
Chief Financial Officer,  
Treasurer and Secretary

(iii) A majority of the Board of Directors:

/s/ Keith M. Gehl  
Keith M. Gehl

/s/ John D. Russell  
John D. Russell

/s/ Margaret B. Pyle  
Margaret B. Pyle

/s/ Donald F. Shaw  
Donald F. Shaw

/s/ Thomas D. Hull, III  
Thomas D. Hull, III

/s/ J. Jette Campbell  
J. Jette Campbell

/s/ David S. Rhind  
David S. Rhind





## BOARD OF DIRECTORS

### Keith M. Gehl

Sr. VP Real Estate & Facilities (Retired)  
Family Dollar Stores, Inc.

### Thomas D. Hull III

President  
Chief Executive Officer  
Kewaunee Scientific Corporation

### Margaret B. Pyle

CEO & Vice Chairman  
The Pyle Group

### David S. Rhind

Chairman of the Board  
Kewaunee Scientific Corporation  
Attorney-at-Law  
Former Deputy General Counsel  
Hudson Global, Inc.

### John D. Russell

Chairman  
Morton Buildings

### Donald F. Shaw

CEO (Retired)  
ISEC, Inc.

### J. Jette Campbell

Partner (Former)  
Carl Marks Advisors

## KEWAUNEE SCIENTIFIC OFFICERS

### Thomas D. Hull III

President  
Chief Executive Officer

### Donald T. Gardner III

Executive Vice President, Finance  
Chief Financial Officer  
Treasurer, Secretary

### Douglas J. Batdorff

Senior Vice President,  
Manufacturing Operations

### Ryan S. Noble

Senior Vice President,  
Sales & Market Development

### Elizabeth D. Phillips

Senior Vice President,  
People & Culture

### Mandar M. Ranade

Senior Vice President,  
Information Technology &  
Engineering

### B. Sathyamurthy

Senior Vice President,  
Kewaunee Scientific Corporation  
Singapore Pte. Ltd.,  
President,  
Kewaunee International Group

### CORPORATE HEADQUARTERS

2700 West Front Street  
Statesville, NC 28677-2927  
P.O. Box 1842, Statesville, NC 28687-1842  
Telephone: 704-873-7202  
Facsimile: 704-873-1275

### INTERNATIONAL HEADQUARTERS

Kewaunee Labway India Pvt. Ltd.  
Tower-1, 2nd Floor – West Wing  
E-City Software Park  
Symbiosis-CGI Road  
Electronic City Phase-1  
Bengaluru, Karnataka - 560100  
Telephone: 91-80-6192-0000

### STOCKHOLDER INFORMATION

#### Financial Information

The Company's Form 10-K financial report, filed annually with the Securities and Exchange Commission, may be obtained by stockholders without charge on the Internet at <https://kewaunee.com> or by writing the Secretary of the Company, Kewaunee Scientific Corporation, P.O. Box 1842, Statesville, NC 28687-1842.

The Company's common stock is listed on the NASDAQ Global Market. Trading symbol: **KEQU**

Recent financial information and Company news is available on the Internet at <https://kewaunee.com>.

#### Notice of Annual Meeting

The Annual Meeting of Stockholders of Kewaunee Scientific Corporation will be held via Virtual Meeting on August 26, 2026 at 11:00 a.m. Eastern Daylight Time.

### Transfer Agent and Registrar

All stockholder inquiries, including transfer-related matters, should be directed to:

#### Computershare Investor Services

[correspondence]  
P.O. Box 43078, Providence, RI 02940-3078  
[courier service]  
150 Royall St., Canton, MA 02021  
Telephone: 800-522-6645.  
Shareholder website: <https://computershare.com/investor>

### Independent Registered Public Accounting Firm

Forvis Mazars LLP  
Charlotte, NC

### PRODUCT INFORMATION


Kewaunee Scientific Corporation products are available through a network of dealer representatives, a national stocking distributor, and international subsidiaries.

For more information on the Company's laboratory and technical products:

- Telephone: 704-873-7202.
- On the Internet at <https://kewaunee.com>
- E-mail: [kscmarketing@kewaunee.com](mailto:kscmarketing@kewaunee.com)

### EMPLOYMENT OPPORTUNITIES

Individuals interested in employment with Kewaunee Scientific Corporation should contact the Senior Vice President, People & Culture, Kewaunee Scientific Corporation, P.O. Box 1842, Statesville, NC 28687-1842. Employment opportunities are also listed on the internet at <https://kewaunee.com>. Kewaunee Scientific Corporation is an equal opportunity employer.



KEWAUNEE®